

FIA GT Series

Result List Free Practice 1



Provisional

Slovakiaring, Length: 5922 m
Air temperature: 28°C
Track temperature: 43°C
Weather condition: Dry

Saturday 17.8.2013 09:45

started : 21 classified : 21 not classified : 0

	Cl.	Drivers	Team	Car	Lap	Best Time	Gap	Diff	Kph	Day Time
1	2	PAM A.Simonsen/S.Afanasiev	HTP Gravity Charouz	Mercedes SLS AMG GT3	26	2:03.716			172,3	11:00:05
2	11	PRO S.Ortelli/ L.Vanthoor	Belgian Audi Club Team WRT	Audi R8 LMS	24	2:03.840	0.124	0.124	172,2	11:02:00
3	25	PAM H.Proczyk/ D.Baumann	GRT Grasser Racing Team	Lamborghini LP560-4	23	2:03.857	0.141	0.017	172,1	10:55:35
4	10	PRO A.Zuber/ M.Parisy	Sebastien Loeb Racing	McLaren MP4-12C	27	2:03.998	0.282	0.141	171,9	11:00:50
5	0	PRO C.Bueno/A.Khodair	BMW Sports Trophy Team Brasil	BMW E89 Z4	15	2:04.158	0.442	0.160	171,7	10:29:30
6	12	PRO N.Mayr-Melnhof/R.Rast	Team WRT	Audi R8 LMS	24	2:04.349	0.633	0.191	171,4	11:00:34
7	1	PRO A.Day/M.Buhk	HTP Gravity Charouz	Mercedes SLS AMG GT3	22	2:04.368	0.652	0.019	171,4	10:44:12
8	9	PRO S.Loeb/ A.Parente	Sebastien Loeb Racing	McLaren MP4-12C	11	2:04.538	0.822	0.170	171,2	10:27:38
9	7	PAM M.Stumpf/P.Cunha	ACL by Rodrive	Lamborghini LP560-4	18	2:04.602	0.886	0.064	171,1	10:26:55
10	51	PAM F.Salaquarda/F.Onidi	AF Corse	Ferrari 458 Italia GT3	23	2:04.843	1.127	0.241	170,8	10:49:55
11	6	PAM F.Sladecka/ A.Ebrahim	BMW Sports Trophy Team India by	BMW E89 Z4	23	2:04.933	1.217	0.090	170,6	10:52:31
12	23	PRO A.von Thurn und Taxis/ M.Basseng	Lamborghini Blancpain Reiter	Lamborghini LP560-4	28	2:05.021	1.305	0.088	170,5	11:05:38
13	35	PAM W.Reip/ A.Buncombe	Nissan GT Academy Team RJN	Nissan GT-R Nismo GT3	7	2:05.112	1.396	0.091	170,4	10:16:56
14	24	PRO P.Kox/S.Rosina	Lamborghini Blancpain Reiter	Lamborghini LP560-4	20	2:05.249	1.533	0.137	170,2	10:52:42
15	13	PRO E.Sandstrom/F.Stippler	Belgian Audi Club Team WRT	Audi R8 LMS	4	2:05.432	1.716	0.183	170,0	9:55:59
16	14	PAM C.Vieira/C.Campanico	Novadrivier	Audi R8 LMS	23	2:05.475	1.759	0.043	169,9	10:49:05
17	50	GTR C.Sdanewitsch/ M.Rugolo	AF Corse	Ferrari 458 Italia GT3	22	2:05.878	2.162	0.403	169,4	10:59:24
18	28	PRO K.Chandhok/ J.Seyffarth	SMS Seyffarth Motorsport	Mercedes SLS AMG GT3	12	2:06.973	3.257	1.095	167,9	10:17:14
19	21	PRO R.Zonta/S.Jimenez	BMW Sports Trophy Team Brasil	BMW E89 Z4	3	2:07.067	3.351	0.094	167,8	9:52:26
20	29	GTR Y.Michael/ H.Haupt	SMS Seyffarth Motorsport	Mercedes SLS AMG GT3	13	2:08.106	4.390	1.039	166,4	10:24:36
21	3	GTR P.Charouz/ J.Stovicek	HTP Gravity Charouz	Mercedes SLS AMG GT3	12	2:10.362	6.646	2.256	163,5	10:19:55

Qualifying Time: 2:28.459 Percent: 120%

Publications Time:

Race Director:

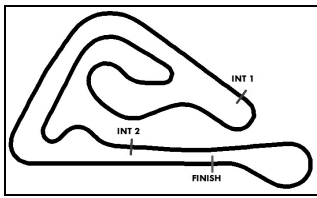
Time Keeping:

ver: 1.0

www.fiagtseries.com

Page 1/ 1 printed: 17.8.2013 11:09





FIA GT Series

Class results Free Practice 1



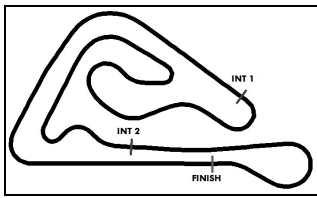
Provisional

Slovakiaring, Length: 5922 m
Air temperature: 28°C
Track temperature: 43°C
Weather condition: Dry

Saturday 17.8.2013 09:45

started : 21 classified : 21 not classified : 0

Drivers	Team	Car	Lap	Best Time	Gap	Diff	Kph	Day Time
CLASS: PRO CUP								
Started: 11			Classified: 11			Not Classified: 0		
1 11 S.Ortelli/L.Vanthoor	Belgian Audi Club Team WRT	Audi R8 LMS	24	2:03.840	0.124	0.124	172,2	11:02:00
2 10 A.Zuber/M.Parisy	Sebastien Loeb Racing	McLaren MP4-12C	27	2:03.998	0.282	0.141	171,9	11:00:50
3 0 C.Bueno/A.Khodair	BMW Sports Trophy Team Brasil	BMW E89 Z4	15	2:04.158	0.442	0.160	171,7	10:29:30
4 12 N.Mayr-Melnhof/R.Rast	Team WRT	Audi R8 LMS	24	2:04.349	0.633	0.191	171,4	11:00:34
5 1 A.Day/M.Buhk	HTP Gravity Charouz	Mercedes SLS AMG GT3	22	2:04.368	0.652	0.019	171,4	10:44:12
6 9 S.Loeb/A.Parente	Sebastien Loeb Racing	McLaren MP4-12C	11	2:04.538	0.822	0.170	171,2	10:27:38
7 23 A.von Thurn und Taxis/M.Basseng	Lamborghini Blancpain Reiter	Lamborghini LP560-4	28	2:05.021	1.305	0.088	170,5	11:05:38
8 24 P.Kox/S.Rosina	Lamborghini Blancpain Reiter	Lamborghini LP560-4	20	2:05.249	1.533	0.137	170,2	10:52:42
9 13 E.Sandstrom/F.Stippler	Belgian Audi Club Team WRT	Audi R8 LMS	4	2:05.432	1.716	0.183	170,0	9:55:59
10 28 K.Chandhok/J.Seyffarth	SMS Seyffarth Motorsport	Mercedes SLS AMG GT3	12	2:06.973	3.257	1.095	167,9	10:17:14
11 21 R.Zonta/S.Jimenez	BMW Sports Trophy Team Brasil	BMW E89 Z4	3	2:07.067	3.351	0.094	167,8	9:52:26



FIA GT Series

Class results Free Practice 1



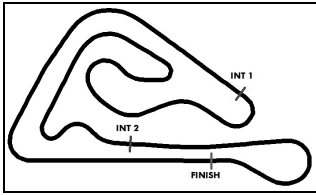
Provisional

Slovakiaring, Length: 5922 m
Air temperature: 28°C
Track temperature: 43°C
Weather condition: Dry

Saturday 17.8.2013 09:45

started : 21 classified : 21 not classified : 0

Drivers	Team	Car	Lap	Best Time	Gap	Diff	Kph	Day Time
CLASS: PRO-AM CUP								
Started: 7			Classified: 7			Not Classified: 0		
1 2	A.Simonsen/S.Afanasiev	HTP Gravity Charouz	Mercedes SLS AMG GT3	26	2:03.716		172,3	11:00:05
2 25	H.Proczyk/D.Baumann	GRT Grasser Racing Team	Lamborghini LP560-4	23	2:03.857	0.141	0.017	172,1
3 7	M.Stumpf/P.Cunha	ACL by Rodrive	Lamborghini LP560-4	18	2:04.602	0.886	0.064	171,1
4 51	F.Salaquarda/F.Onidi	AF Corse	Ferrari 458 Italia GT3	23	2:04.843	1.127	0.241	170,8
5 6	F.Sladecka/A.Ebrahim	BMW Sports Trophy Team India b	BMW E89 Z4	23	2:04.933	1.217	0.090	170,6
6 35	W.Reip/A.Buncombe	Nissan GT Academy Team RJN	Nissan GT-R Nismo GT3	7	2:05.112	1.396	0.091	170,4
7 14	C.Vieira/C.Campanico	Novadriver	Audi R8 LMS	23	2:05.475	1.759	0.043	169,9



FIA GT Series

Class results Free Practice 1



Provisional

Slovakiaring, Length: 5922 m
 Air temperature: 28°C
 Track temperature: 43°C
 Weather condition: Dry

Saturday 17.8.2013 09:45

started : 21 classified : 21 not classified : 0

Drivers	Team	Car	Lap	Best Time	Gap	Diff	Kph	Day Time
CLASS: GENTLEMEN TROPHY								
Started: 3			Classified: 3			Not Classified: 0		
1 50 C.Sdanewitsch/M.Rugolo	AF Corse	Ferrari 458 Italia GT3	22	2:05.878	2.162	0.403	169,4	10:59:24
2 29 Y.Michael/H.Haupt	SMS Seyffarth Motorsport	Mercedes SLS AMG GT3	13	2:08.106	4.390	1.039	166,4	10:24:36
3 3 P.Charouz/J.Stovicek	HTP Gravity Charouz	Mercedes SLS AMG GT3	12	2:10.362	6.646	2.256	163,5	10:19:55

Qualifying Time: 2:28.459 Percent: 120%

Publications Time:

Race Director:


Time Keeping:

ver: 1.0

www.fiagtseries.com

Page 3/ 3 printed: 17.8.2013 11:09





FIA GT Series

Lap analysis Free Practice 1



Provisional

Slovakiaring, Length: 5922 m
 Air temperature: 28°C
 Track temperature: 43°C
 Weather condition: Dry

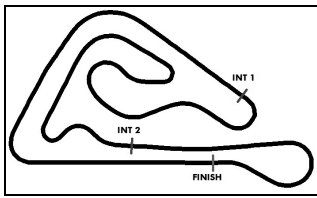
Saturday 17.8.2013 09:45

Lap	Time	SE1	SP1	SE2	SP2	SE3	SP3	Lap	Time	SE1	SP1	SE2	SP2	SE3	SP3
0 Caca Bueno, BRA/ Allam Khodair, BRA								theoretical besttime: 2:03.911							
1	3:06.819	1:34.389		1:06.452		25.978		16	2:26.847	39.610		1:08.116		39.121	
2	2:09.761	42.699		1:01.549		25.513		17	4:19.609	2:48.334		1:05.189		26.086	
3	2:07.888	41.395		1:01.025		25.468		18	2:09.744	41.960		1:01.784		26.000	
4	2:06.887	40.704		1:00.761		25.422		19	2:08.624	41.198		1:01.849		25.577	
5	2:06.297	40.347		1:00.556		25.394		20	2:22.442	41.052		1:15.620		25.770	
6	2:40.442	51.322		1:11.999		37.121		21	2:07.222	40.665		1:00.969		25.588	
7	4:36.951	3:07.257		1:04.310		25.384		22	2:18.327	40.520		1:03.640		34.167	
8	2:05.551	40.256		59.975		25.320		23	6:10.886	4:40.275		1:04.897		25.714	
9	2:16.197	40.018		1:03.861		32.318		24	2:07.273	40.926		1:00.921		25.426	
10	6:27.245	4:49.735		1:11.990		25.520		25	2:12.354	40.491		1:01.596		30.267	
11	2:05.728	40.078		1:00.355		25.295		26	3:07.234	1:41.563		1:00.350		25.321	
12	2:05.252	40.023		1:00.118		25.111		27	2:05.015	39.769		1:00.001		25.245	
13	2:28.098	44.919		1:07.335		35.844		28	2:04.702	39.638		59.856		25.208	
14	6:03.666	4:36.646		1:02.024		24.996		29	2:28.257	40.586		1:16.882		30.789	
15	2:04.158	39.229		59.686		25.243									

1 Alon Day, ISR/ Maximilian Buhk, DEU								theoretical besttime: 2:03.949							
1	4:26.325	2:53.232		1:07.069		26.024		16	6:56.130	5:29.158		1:01.749		25.223	
2	2:08.782	41.705		1:01.831		25.246		17	2:07.268	40.534		1:01.542		25.192	
3	2:26.820	40.994		1:20.598		25.228		18	2:06.926	40.535		1:01.264		25.127	
4	2:08.932	41.535		1:02.329		25.068		19	2:11.627	40.369		1:01.425		29.833	
5	2:06.682	40.681		1:00.917		25.084		20	4:28.391	2:57.260		1:04.648		26.483	
6	2:05.934	40.484		1:00.471		24.979		21	2:04.732	39.568		1:00.147		25.017	
7	2:06.075	40.376		1:00.705		24.994		22	2:04.368	39.233		1:00.049		25.086	
8	2:16.461	40.498		1:00.772		35.191		23	2:18.441	40.061		1:03.185		35.195	
9	4:38.569	3:11.072		1:01.892		25.605		24	4:28.546	3:02.235		1:01.252		25.059	
10	2:08.032	41.580		1:01.108		25.344		25	2:06.394	41.302		1:00.221		24.871	
11	2:06.153	40.561		1:00.418		25.174		26	2:05.541	40.767		59.973		24.801	
12	2:05.837	40.104		1:00.543		25.190		27	2:05.304	39.920		1:00.444		24.940	
13	2:05.819	39.960		1:00.630		25.229		28	2:04.512	39.729		59.915		24.868	
14	2:05.840	40.145		1:00.550		25.145		29	2:11.960	40.262		1:00.537		31.161	
15	2:16.434	41.556		1:04.044		30.834									

2 Andreas Simonsen, SWE/ Sergei Afanasiev, RUS								theoretical besttime: 2:03.716							
1	4:36.755	3:06.568		1:04.056		26.131		16	10:18.843	8:50.543		1:02.662		25.638	
2	2:10.171	41.546		1:03.007		25.618		17	2:08.507	41.250		1:01.675		25.582	
3	2:39.598	41.436		1:24.540		33.622		18	2:07.301	40.364		1:01.519		25.418	
4	3:54.009	2:26.679		1:01.925		25.405		19	2:07.237	40.345		1:01.569		25.323	
5	2:08.748	41.664		1:01.694		25.390		20	2:09.146	40.231		1:03.508		25.407	
6	2:08.001	41.030		1:01.577		25.394		21	2:12.860	40.696		1:01.896		30.268	
7	2:10.446	43.094		1:01.993		25.359		22	4:23.186	2:51.844		1:06.127		25.215	
8	2:13.486	40.930		1:01.754		30.802		23	2:06.975	40.215		1:01.470		25.290	
9	4:32.344	3:02.045		1:03.116		27.183		24	2:11.205	40.583		1:01.061		29.561	
10	2:07.486	41.064		1:01.134		25.288		25	4:00.934	2:35.741		59.867		25.326	
11	2:06.241	40.251		1:00.673		25.317		26	2:03.716	39.303		59.601		24.812	
12	2:06.256	40.102		1:00.973		25.181		27	2:09.429	41.757		1:02.285		25.387	
13	2:05.903	40.108		1:00.800		24.995		28	2:04.120	39.509		59.629		24.982	
14	2:06.122	39.722		1:01.257		25.143		29	2:10.107	39.677		1:01.410		29.020	
15	2:10.375	39.786		1:01.250		29.339									

3 Petr Charouz, CZE/ Jan Stovicek, CZE								theoretical besttime: 2:09.643							
1	4:10.293	2:29.096		1:10.595		30.602		16	2:11.853	42.087		1:02.251		27.515	
2	2:12.071	42.687		1:03.679		25.705		17	2:18.985	42.420		1:04.052		32.513	
3	2:13.484	42.327		1:05.512		25.645		18	8:18.353	6:39.504		1:11.250		27.599	
4	2:11.636	42.002		1:03.798		25.836		19	2:22.004	46.691		1:07.863		27.450	
5	2:11.952	42.339		1:03.702		25.911		20	2:22.845	46.866		1:08.787		27.192	
6	2:19.130	42.598		1:03.160		33.372		21	2:19.725	46.340		1:06.207		27.178	
7	5:23.626	3:50.761		1:03.558		29.307		22	2:15.730	44.397		1:04.924		26.409	
8	2:11.227	42.153		1:03.265		25.809		23	2:14.687	43.883		1:04.529		26.275	
9	2:18.245	42.113		1:04.842		31.290		24	2:14.011	43.537		1:04.356		26.118	



FIA GT Series

Lap analysis Free Practice 1



Provisional

Slovakiaring, Length: 5922 m
 Air temperature: 28°C
 Track temperature: 43°C
 Weather condition: Dry


Saturday 17.8.2013 09:45

Lap	Time	SE1	SP1	SE2	SP2	SE3	SP3	Lap	Time	SE1	SP1	SE2	SP2	SE3	SP3
10	5:22.319	3:53.388		1:03.217		25.714		25	2:13.860	43.265		1:04.141		26.454	
11	2:10.938	42.711		1:02.437		25.790		26	2:14.502	43.491		1:04.409		26.602	
12	2:10.362	42.055		1:02.719		25.588		27	2:13.286	42.903		1:04.052		26.331	
13	2:15.346	41.923		1:07.039		26.384		28	2:14.974	43.171		1:04.907		26.896	
14	2:19.881	43.559		1:06.161		30.161		29	2:36.048	48.757		1:09.466		37.825	
15	6:24.463	4:54.762		1:04.232		25.469									

6 Filip Sladecka, SVK/ Armaan Ebrahim, IND								theoretical besttime: 2:04.933							
1	3:17.996	1:33.479		1:10.564		33.953		16	3:26.008	1:58.000		1:02.276		25.732	
2	4:35.245	2:59.459		1:09.321		26.465		17	2:08.836	41.382		1:01.956		25.498	
3	2:11.979	42.269		1:03.708		26.002		18	2:07.747	40.656		1:01.771		25.320	
4	2:11.203	41.500		1:04.113		25.590		19	2:12.920	40.629		1:01.599		30.692	
5	2:09.820	41.154		1:03.205		25.461		20	6:24.722	4:55.494		1:04.033		25.195	
6	2:09.366	40.891		1:02.946		25.529		21	2:09.746	42.226		1:02.352		25.168	
7	2:08.436	40.892		1:02.187		25.357		22	2:05.411	39.893		1:00.533		24.985	
8	2:26.916	42.152		1:03.126		41.638		23	2:04.933	39.639		1:00.321		24.973	
9	7:39.011	6:10.413		1:02.988		25.610		24	2:12.384	40.845		1:01.569		29.970	
10	2:22.434	40.587		1:16.264		25.583		25	4:14.259	2:47.017		1:01.795		25.447	
11	2:07.811	40.518		1:01.943		25.350		26	2:06.572	40.654		1:00.849		25.069	
12	2:15.503	40.550		1:03.408		31.545		27	2:06.044	40.458		1:00.542		25.044	
13	4:47.537	3:15.215		1:06.001		26.321		28	2:06.583	40.405		1:01.032		25.146	
14	2:12.204	42.657		1:03.795		25.752		29	2:12.832	40.473		1:02.070		30.289	
15	2:15.502	41.793		1:02.552		31.157									

7 Matheus Stumpf, BRA/ Patrick Cunha, PRT								theoretical besttime: 2:04.562							
1	4:03.692	2:22.736		1:13.484		27.472		18	2:04.602	39.762		59.739		25.101	
2	2:14.557	43.940		1:04.354		26.263		19	2:13.984	40.154		1:00.294		33.536	
3	2:12.284	42.323		1:04.144		25.817		20	5:31.973	3:53.185		1:09.746		29.042	
4	2:09.198	41.370		1:02.033		25.795		21	2:16.665	44.772		1:05.363		26.530	
5	2:12.032	42.302		1:04.019		25.711		22	2:16.305	43.627		1:06.309		26.369	
6	2:09.405	41.148		1:02.642		25.615		23	2:16.652	43.577		1:06.105		26.970	
7	2:07.857	40.990		1:01.359		25.508		24	2:15.288	44.003		1:04.370		26.915	
8	2:07.434	40.744		1:01.242		25.448		25	2:20.490	48.269		1:05.661		26.560	
9	2:07.359	40.803		1:01.131		25.425		26	2:16.886	44.495		1:05.900		26.491	
10	2:07.043	40.462		1:01.101		25.480		27	2:14.389	43.050		1:04.204		27.135	
11	2:06.343	40.272		1:00.592		25.479		28	2:20.262	43.309		1:03.789		33.164	
12	2:06.643	40.299		1:00.867		25.477		29	3:26.834	1:52.723		1:06.747		27.364	
13	2:16.805	40.617		1:01.841		34.347		30	2:09.461	41.843		1:01.778		25.840	
14	3:33.732	2:04.069		1:04.152		25.511		31	2:10.561	42.244		1:02.445		25.872	
15	2:06.082	40.755		1:00.037		25.290		32	2:09.005	42.000		1:01.405		25.600	
16	2:05.840	40.261		1:00.309		25.270		33	2:08.586	41.778		1:01.217		25.591	
17	2:04.795	39.722		59.905		25.168		34	2:15.188	41.548		1:01.451		32.189	

9 Sebastien Loeb, FRA/ Alvaro Parente, PRT								theoretical besttime: 2:04.501							
1	10:33.882	9:03.963		1:04.234		25.685		14	2:10.734	41.465		1:03.606		25.663	
2	2:06.464	40.813		1:00.362		25.289		15	2:08.703	41.083		1:01.915		25.705	
3	2:06.725	39.971		1:01.582		25.172		16	2:07.363	40.569		1:01.329		25.465	
4	2:05.676	40.189		1:00.416		25.071		17	2:08.576	40.520		1:02.470		25.586	
5	2:05.854	40.227		1:00.451		25.176		18	2:12.458	40.293		1:01.465		30.700	
6	2:14.364	39.902		1:00.963		33.499		19	9:51.231	8:24.812		1:00.885		25.534	
7	7:52.980	6:13.735		1:14.130		25.115		20	2:08.386	41.735		1:01.158		25.493	
8	2:04.788	39.359		1:00.334		25.095		21	2:06.385	40.056		1:00.888		25.441	
9	2:21.882	39.344		1:00.411		42.127		22	2:07.588	40.073		1:01.953		25.562	
10	7:01.515	5:35.452		1:00.964		25.099		23	2:06.696	39.979		1:01.344		25.373	
11	2:04.538	39.381		1:00.174		24.983		24	2:06.909	39.954		1:01.489		25.466	
12	2:13.646	39.468		1:02.757		31.421		25	2:11.677	39.893		1:01.913		29.871	
13	4:49.554	3:21.581		1:02.221		25.752									



FIA GT Series

Lap analysis Free Practice 1



Provisional

Slovakiaring, Length: 5922 m
 Air temperature: 28°C
 Track temperature: 43°C
 Weather condition: Dry

Saturday 17.8.2013 09:45

Lap	Time	SE1	SP1	SE2	SP2	SE3	SP3	Lap	Time	SE1	SP1	SE2	SP2	SE3	SP3
10	Andreas Zuber, AUT/ Mike Parisy, FRA							theoretical besttime: 2:03.998							
1	4:33.220	3:00.301		1:06.439		26.480		16	2:05.941	39.895		1:00.845		25.201	
2	2:20.934	42.969		1:10.938		27.027		17	2:12.840	40.206		1:01.545		31.089	
3	2:12.006	42.445		1:03.641		25.920		18	5:52.993	4:23.909		1:03.227		25.857	
4	2:08.626	41.413		1:01.748		25.465		19	2:10.662	41.147		1:03.889		25.626	
5	2:07.961	40.575		1:01.934		25.452		20	2:07.835	40.839		1:01.690		25.306	
6	2:14.092	40.293		1:01.900		31.899		21	2:10.636	40.136		1:04.495		26.005	
7	4:59.890	3:30.377		1:03.449		26.064		22	2:06.676	39.863		1:01.487		25.326	
8	2:06.495	40.505		1:00.770		25.220		23	2:06.373	39.845		1:01.256		25.272	
9	2:06.764	40.345		1:01.188		25.231		24	2:06.602	39.935		1:01.253		25.414	
10	2:06.138	39.886		1:01.172		25.080		25	2:15.658	40.802		1:02.026		32.830	
11	2:05.804	39.712		1:00.937		25.155		26	7:00.730	5:16.475		1:15.112		29.143	
12	2:12.529	40.152		1:01.208		31.169		27	2:03.998	39.160		59.997		24.841	
13	6:02.409	4:34.606		1:02.456		25.347		28	2:11.514	41.085		1:03.127		27.302	
14	2:06.627	40.007		1:01.471		25.149		29	2:04.882	39.671		1:00.328		24.883	
15	2:05.795	39.885		1:00.804		25.106		30	2:14.666	42.721		1:01.841		30.104	

11	Stephane Ortelli, MCO/ Laurens Vanthoor, BEL							theoretical besttime: 2:03.702							
1	2:31.881	1:03.478		1:02.724		25.679		14	2:04.368	39.043		1:00.126		25.199	
2	2:08.607	42.002		1:01.338		25.267		15	2:04.451	39.261		1:00.036		25.154	
3	2:17.675	39.484		1:02.183		36.008		16	2:11.277	39.651		1:00.157		31.469	
4	2:05.639	39.342		1:01.109		25.188		17	4:15.729	2:48.996		1:01.261		25.472	
5	2:04.969	39.496		1:00.323		25.150		18	2:07.303	40.596		1:01.421		25.286	
6	2:05.112	39.178		1:00.610		25.324		19	2:04.635	39.299		1:00.288		25.048	
7	4:36.573	1:25.442		1:55.976		1:15.155		20	2:10.355	38.839		1:00.507		31.009	
8	18:24.577	16:55.651		1:03.374		25.552		21	4:38.704	3:11.901		1:01.465		25.338	
9	2:06.151	39.969		1:00.859		25.323		22	2:04.386	39.093		1:00.099		25.194	
10	2:11.980	39.789		1:01.955		30.236		23	2:04.150	38.962		1:00.119		25.069	
11	4:27.707	3:01.919		1:00.589		25.199		24	2:03.840	38.618		1:00.164		25.058	
12	2:05.659	39.614		1:00.894		25.151		25	2:09.484	38.656		1:00.898		29.930	
13	2:04.548	39.430		1:00.042		25.076									

12	Niki Mayr-Melnhof, AUT/ Rene Rast, DEU							theoretical besttime: 2:04.104							
1	2:42.134	1:10.166		1:05.747		26.221		15	6:08.660	4:39.501		1:02.705		26.454	
2	2:23.138	43.699		1:02.231		37.208		16	2:08.962	41.325		1:01.911		25.726	
3	9:26.833	8:00.749		1:00.691		25.393		17	2:07.286	40.646		1:01.109		25.531	
4	2:06.398	41.050		1:00.333		25.015		18	2:06.625	40.529		1:00.789		25.307	
5	2:05.871	40.339		1:00.317		25.215		19	2:07.747	40.270		1:01.567		25.910	
6	2:04.872	40.155		59.811		24.906		20	3:20.615	46.228		1:36.988		57.399	
7	2:05.711	39.934		59.744		26.033		21	11:32.102	10:07.207		59.830		25.065	
8	2:06.190	40.592		1:00.388		25.210		22	2:09.264	42.581		1:01.630		25.053	
9	2:10.300	39.829		1:00.826		29.645		23	2:05.913	40.207		1:00.546		25.160	
10	4:05.769	2:39.588		1:01.219		24.962		24	2:04.349	39.716		59.664		24.969	
11	2:04.861	39.851		59.873		25.137		25	2:04.555	39.745		59.803		25.007	
12	2:06.252	39.534		1:01.686		25.032		26	2:05.466	40.081		1:00.364		25.021	
13	2:04.771	39.565		1:00.122		25.084		27	2:12.945	40.390		1:01.839		30.716	
14	2:09.464	39.580		1:00.355		29.529									


13	Edward Sandstrom, SWE/ Frank Stippler, DEU							theoretical besttime: 2:04.945							
1	4:42.121	3:12.033		1:04.729		25.359		16	6:35.940	5:07.521		1:02.846		25.573	
2	2:06.124	40.627		1:00.473		25.024		17	2:11.359	41.277		1:03.894		26.188	
3	2:06.311	39.938		1:01.118		25.255		18	2:06.458	40.515		1:00.652		25.291	
4	2:05.432	40.085		1:00.126		25.221		19	2:06.056	40.375		1:00.400		25.281	
5	2:05.942	40.290		1:00.442		25.210		20	2:05.677	40.105		1:00.464		25.108	
6	2:08.540	40.106		1:01.013		27.421		21	2:06.102	39.926		1:00.902		25.274	
7	2:06.776	40.292		1:00.820		25.664		22	2:08.736	40.091		1:03.224		25.421	
8	2:14.813	42.804		1:00.691		31.318		23	2:06.619	40.252		1:00.732		25.635	
9	5:07.624	3:41.586		1:00.433		25.605		24	2:20.490	45.171		1:03.687		31.632	
10	2:05.697	39.899		1:00.586		25.212		25	7:45.347	6:16.751		1:03.133		25.463	
11	2:05.802	39.795		1:00.760		25.247		26	2:06.011	40.273		1:00.540		25.198	
12	2:07.439	39.909		1:02.120		25.410		27	2:06.226	40.237		1:00.610		25.379	
13	2:10.859	39.932		1:04.725		26.202		28	2:05.890	40.175		1:00.491		25.224	

ver: 1.0

www.fiagtservices.com

Page 3/ 6 printed: 17.8.2013 11:09





FIA GT Series

Lap analysis Free Practice 1



Provisional

Slovakiaring, Length: 5922 m
 Air temperature: 28°C
 Track temperature: 43°C
 Weather condition: Dry

Saturday 17.8.2013 09:45

Lap	Time	SE1	SP1	SE2	SP2	SE3	SP3	Lap	Time	SE1	SP1	SE2	SP2	SE3	SP3
14	2:05.588	39.829		1:00.565		25.194		29	2:11.023	40.324		1:00.680		30.019	
15	2:12.108	41.200		1:01.350		29.558		30	2:55.431	1:24.554		1:01.129		29.748	

14 Carlos Vieira, PRT/ Cesar Campanico, PRT

theoretical besttime: 2:05.475

1	2:59.787	1:24.548		1:08.173		27.066		16	2:11.731	43.135		1:02.286		26.310	
2	2:16.340	45.367		1:04.091		26.882		17	2:13.851	42.306		1:04.942		26.603	
3	2:13.323	44.551		1:02.680		26.092		18	2:10.102	41.942		1:02.252		25.908	
4	2:10.314	42.637		1:01.732		25.945		19	2:07.901	40.600		1:01.517		25.784	
5	2:09.461	42.038		1:01.591		25.832		20	2:17.131	40.376		1:04.707		32.048	
6	2:08.853	41.809		1:01.285		25.759		21	5:01.512	3:35.070		1:00.867		25.575	
7	2:15.826	43.720		1:04.530		27.576		22	2:06.107	39.949		1:00.656		25.502	
8	2:21.402	43.569		1:05.746		32.087		23	2:05.475	39.624		1:00.380		25.471	
9	8:20.140	6:44.118		1:08.850		27.172		24	2:10.609	39.833		1:01.789		28.987	
10	2:12.829	43.826		1:02.927		26.076		25	7:21.357	5:49.203		1:06.312		25.842	
11	2:10.778	42.328		1:02.505		25.945		26	2:09.300	41.181		1:01.658		26.461	
12	2:08.710	41.398		1:01.391		25.921		27	2:21.418	47.539		1:05.722		28.157	
13	2:08.246	41.252		1:01.282		25.712		28	2:07.097	41.009		1:00.460		25.628	
14	2:20.655	43.911		1:05.374		31.370		29	2:17.968	40.828		1:04.637		32.503	
15	5:54.584	4:24.083		1:04.056		26.445									

21 Ricardo Zonta, BRA/ Sergio Jimenez, BRA

theoretical besttime: 2:06.512

1	3:09.905	1:37.011		1:06.469		26.425		3	2:07.067	41.152		1:00.645		25.270	
2	2:09.239	42.143		1:01.381		25.715		4	2:18.858	40.597		1:03.813		34.448	

23 Albert von Thurn und Taxis, DEU/ Marc Basseng, DEU

theoretical besttime: 2:04.578

1	4:17.868	2:37.763		1:12.117		27.988		16	2:10.995	43.325		1:02.083		25.587	
2	2:10.910	43.463		1:01.529		25.918		17	2:06.860	40.721		1:00.893		25.246	
3	2:05.501	39.806		1:00.627		25.068		18	2:11.631	40.628		1:00.641		30.362	
4	2:06.833	40.158		1:01.360		25.315		19	6:19.160	4:51.120		1:02.616		25.424	
5	2:09.321	41.643		1:02.397		25.281		20	2:10.763	42.087		1:03.253		25.423	
6	2:16.983	41.162		1:05.166		30.655		21	2:06.463	40.612		1:00.793		25.058	
7	7:24.870	5:56.861		1:02.429		25.580		22	2:05.057	40.089		59.981		24.987	
8	2:07.763	41.148		1:01.311		25.304		23	2:05.066	39.701		1:00.335		25.030	
9	2:07.118	40.794		1:01.278		25.046		24	2:05.073	39.661		1:00.276		25.136	
10	2:06.756	40.832		1:00.875		25.049		25	2:13.300	40.806		1:00.913		31.581	
11	2:12.441	40.688		1:01.597		30.156		26	4:50.155	3:23.798		1:01.090		25.267	
12	8:37.072	7:10.453		1:01.365		25.254		27	2:05.156	39.791		1:00.228		25.137	
13	2:06.714	40.695		1:00.833		25.186		28	2:05.021	39.633		1:00.424		24.964	
14	2:07.197	41.192		1:00.811		25.194		29	2:11.293	39.955		1:00.417		30.921	
15	2:06.263	40.367		1:00.674		25.222									

24 Peter Kox, NLD/ Stefan Rosina, SVK

theoretical besttime: 2:05.249

1	3:47.586	2:16.842		1:03.217		27.527		12	11:36.506	10:10.449		1:00.901		25.156	
2	2:10.768	43.693		1:01.644		25.431		13	2:05.809	40.451		1:00.312		25.046	
3	2:06.471	40.670		1:00.596		25.205		14	2:14.913	42.255		1:02.442		30.216	
4	2:13.059	40.153		1:02.331		30.575		15	4:39.542	3:13.531		1:00.756		25.255	
5	8:13.772	6:47.521		1:00.991		25.260		16	2:06.231	40.378		1:00.682		25.171	
6	2:12.537	41.256		1:01.965		29.316		17	2:06.355	40.642		1:00.517		25.196	
7	4:36.684	3:09.277		1:01.983		25.424		18	2:16.941	43.802		1:02.113		31.026	
8	2:07.331	41.515		1:00.617		25.199		19	4:33.052	3:06.841		1:01.164		25.047	
9	2:07.820	40.680		1:01.921		25.219		20	2:05.249	40.029		1:00.257		24.963	
10	2:05.872	40.391		1:00.358		25.123		21	2:11.623	40.240		1:01.608		29.775	
11	2:15.536	42.285		1:01.607		31.644									

25 Hari Proczyk, AUT/ Dominik Baumann, DEU

theoretical besttime: 2:03.798


1	4:35.675	3:05.940		1:04.014		25.721		13	2:06.285	40.807		1:00.464		25.014	
2	2:07.850	41.200		1:01.510		25.140		14	2:06.074	40.659		1:00.407		25.008	
3	2:07.868	40.296		1:02.241		25.331		15	2:12.389	40.333		1:02.068		29.988	
4	2:07.420	41.483		1:00.960		24.977		16	3:58.156	2:32.463		1:00.635		25.058	
5	2:05.668	40.136		1:00.455		25.077		17	2:05.066	39.797		1:00.230		25.039	
6	2:17.120	45.930		1:01.264		29.926		18	2:05.336	39.789		1:00.448		25.099	

ver: 1.0

www.fiagtseries.com

Page 4/ 6 printed: 17.8.2013 11:09





FIA GT Series

Lap analysis Free Practice 1



Provisional

Slovakiaring, Length: 5922 m
 Air temperature: 28°C
 Track temperature: 43°C
 Weather condition: Dry

Saturday 17.8.2013 09:45

Lap	Time	SE1	SP1	SE2	SP2	SE3	SP3	Lap	Time	SE1	SP1	SE2	SP2	SE3	SP3
7	4:55.562	3:27.635		1:02.618		25.309		19	2:05.781	40.162		1:00.660		24.959	
8	2:06.830	40.494		1:01.192		25.144		20	2:55.412	43.526		1:15.829		56.057	
9	2:06.817	40.407		1:00.818		25.592		21	12:27.574	10:35.333		1:24.558		27.683	
10	2:05.275	39.978		1:00.451		24.846		22	2:12.264	41.786		1:05.589		24.889	
11	2:11.553	40.921		1:00.564		30.068		23	2:03.857	39.758		59.454		24.645	
12	5:30.019	4:02.495		1:02.258		25.266		24	2:11.306	39.699		1:02.086		29.521	

28 Karun Chandhok, IND/ Jan Seyffarth, DEU

theoretical besttime: **2:06.944**

1	2:48.180	1:16.587		1:04.803		26.790		10	2:08.206	41.910		1:00.959		25.337	
2	2:14.695	45.700		1:02.961		26.034		11	2:07.215	40.669		1:01.059		25.487	
3	2:18.403	49.466		1:03.158		25.779		12	2:06.973	40.698		1:00.945		25.330	
4	2:26.959	41.948		1:19.544		25.467		13	2:21.509	42.198		1:03.774		35.537	
5	2:08.031	41.241		1:01.146		25.644		14	7:21.686	5:47.409		1:05.526		28.751	
6	2:23.561	47.656		1:03.098		32.807		15	2:17.594	42.544		1:09.109		25.941	
7	7:06.946	5:33.043		1:06.150		27.753		16	2:09.094	41.364		1:01.760		25.970	
8	2:13.776	44.330		1:03.356		26.090		17	2:27.343	41.833		1:05.119		40.391	
9	2:11.195	43.226		1:01.905		26.064									

29 Yenci Michael, DEU/ Hubert Haupt, DEU

theoretical besttime: **2:07.922**

1	3:53.229	2:20.052		1:06.122		27.055		16	2:21.526	46.647		1:06.983		27.896	
2	2:16.082	45.616		1:03.634		26.832		17	2:20.069	44.991		1:08.294		26.784	
3	2:17.504	46.234		1:05.294		25.976		18	2:19.746	45.168		1:08.022		26.556	
4	2:08.780	41.904		1:01.475		25.401		19	2:19.172	44.739		1:08.022		26.411	
5	2:19.818	42.516		1:02.299		35.003		20	2:22.233	47.122		1:08.585		26.526	
6	11:37.621	10:09.030		1:02.849		25.742		21	2:31.978	48.976		1:08.004		34.998	
7	2:09.985	42.351		1:02.050		25.584		22	4:28.444	2:56.899		1:05.151		26.394	
8	2:08.651	41.836		1:01.348		25.467		23	2:15.440	44.801		1:04.755		25.884	
9	2:08.633	41.595		1:01.622		25.416		24	2:15.595	44.742		1:04.875		25.978	
10	2:10.085	41.956		1:02.694		25.435		25	2:16.934	43.997		1:06.353		26.584	
11	2:08.287	41.287		1:01.503		25.497		26	2:16.759	44.719		1:05.866		26.174	
12	2:09.903	41.332		1:03.019		25.552		27	2:16.314	44.438		1:05.361		26.515	
13	2:08.106	41.218		1:01.532		25.356		28	2:16.192	44.505		1:05.532		26.155	
14	2:15.260	41.350		1:01.432		32.478		29	2:29.545	44.281		1:13.697		31.567	
15	5:23.325	3:45.877		1:10.361		27.087									

35 Wolfgang Reip, BEL/ Alex Buncombe, GBR

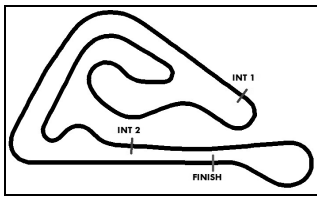
theoretical besttime: **2:04.859**

1	4:43.320	3:09.816		1:04.555		28.949		9	11:01.872	9:31.984		1:03.835		26.053	
2	2:14.480	40.334		1:01.540		32.606		10	2:09.238	41.523		1:02.070		25.645	
3	11:54.252	10:26.014		1:01.867		26.371		11	2:07.341	40.421		1:01.355		25.565	
4	2:07.168	40.500		1:01.340		25.328		12	2:06.990	40.232		1:01.517		25.241	
5	3:58.340	2:26.265		1:05.145		26.930		13	2:08.216	39.911		1:02.785		25.520	
6	2:31.737	39.212		1:26.896		25.629		14	2:06.559	40.134		1:01.174		25.251	
7	2:05.112	39.465		1:00.410		25.237		15	2:16.997	42.355		1:02.174		32.468	
8	2:42.845	39.232		1:30.557		33.056									

50 Claudio Sdanewitsch, DEU/ Michele Rugolo, ITA

theoretical besttime: **2:05.815**

1	3:47.441	2:10.390		1:08.630		28.421		14	2:20.064	43.021		1:05.774		31.269	
2	2:12.945	44.732		1:02.780		25.433		15	7:48.689	6:17.609		1:05.174		25.906	
3	2:10.637	42.282		1:02.597		25.758		16	2:09.700	41.976		1:02.241		25.483	
4	2:11.383	42.245		1:03.231		25.907		17	2:06.791	40.802		1:00.646		25.343	
5	2:11.745	42.344		1:03.006		26.395		18	2:06.526	40.536		1:00.624		25.366	
6	2:22.275	44.243		1:05.654		32.378		19	2:06.461	40.416		1:00.610		25.435	
7	8:45.314	7:13.507		1:05.791		26.016		20	2:12.970	40.227		1:00.857		31.886	
8	2:13.593	43.470		1:04.063		26.060		21	14:27.635	12:56.382		1:05.726		25.527	
9	2:12.990	43.031		1:03.685		26.274		22	2:05.878	40.114		1:00.551		25.213	
10	2:12.279	42.907		1:03.193		26.179		23	2:12.233	41.409		1:04.906		25.918	
11	2:12.155	42.555		1:03.445		26.155		24	2:06.667	40.510		1:00.852		25.305	
12	2:11.949	42.173		1:03.737		26.039		25	2:05.907	40.089		1:00.513		25.305	
13	2:15.148	42.826		1:06.180		26.142		26	2:14.137	39.822		1:01.393		32.922	



FIA GT Series

Lap analysis Free Practice 1


Provisional



Slovakiaring, Length: 5922 m
 Air temperature: 28°C
 Track temperature: 43°C
 Weather condition: Dry

Saturday 17.8.2013 09:45

Lap	Time	SE1	SP1	SE2	SP2	SE3	SP3	Lap	Time	SE1	SP1	SE2	SP2	SE3	SP3
51 Filip Salaquarda, CZE/ Fabio Onidi, ITA								theoretical besttime: 2:04.433							
1	3:30.509	2:01.270		1:03.741		25.498		15	5:52.736	4:25.915		1:01.504		25.317	
2	2:05.931	40.237		1:00.544		25.150		16	2:07.577	41.156		1:01.131		25.290	
3	2:06.396	40.396		1:00.844		25.156		17	2:07.409	40.864		1:01.264		25.281	
4	2:05.973	39.819		1:00.845		25.309		18	2:07.997	41.105		1:01.478		25.414	
5	2:13.879	43.135		1:04.914		25.830		19	2:14.252	42.828		1:05.682		25.742	
6	2:06.282	40.224		1:00.799		25.259		20	2:08.376	40.937		1:01.761		25.678	
7	2:09.841	40.119		1:03.655		26.067		21	2:12.440	40.717		1:01.487		30.236	
8	2:05.798	39.788		1:00.869		25.141		22	6:36.209	5:09.640		1:01.513		25.056	
9	2:14.816	42.244		1:01.473		31.099		23	2:04.843	39.432		1:00.137		25.274	
10	7:55.595	6:24.460		1:04.697		26.438		24	2:04.881	39.240		1:00.494		25.147	
11	2:13.422	42.147		1:03.752		27.523		25	2:12.676	42.770		1:04.597		25.309	
12	2:08.787	41.019		1:02.277		25.491		26	2:05.427	39.622		1:00.698		25.107	
13	2:12.406	42.173		1:03.172		27.061		27	2:05.677	39.751		1:00.675		25.251	
14	2:13.794	41.589		1:01.503		30.702		28	2:15.657	41.322		1:02.691		31.644	



FIA GT Series

Result List Free Practice 2



Provisional

Slovakiaring, Length: 5922 m
Air temperature: 28°C
Track temperature: 43°C
Weather condition: Dry

Saturday 17.8.2013 12:05

started : 20 classified : 20 not classified : 0

	Cl.	Drivers	Team	Car	Lap	Best Time	Gap	Diff	Kph	Day Time
1	11	PRO S.Ortelli/L.Vanthoor	Belgian Audi Club Team WRT	Audi R8 LMS	6	2:02.457			174,1	12:25:28
2	12	PRO N.Mayr-Melnhof/R.Rast	Team WRT	Audi R8 LMS	16	2:03.107	0.650	0.650	173,2	12:58:15
3	1	PRO A.Day/M.Buhk	HTP Gravity Charouz	Mercedes SLS AMG GT3	19	2:03.402	0.945	0.295	172,8	13:01:26
4	24	PRO P.Kox/S.Rosina	Lamborghini Blancpain Reiter	Lamborghini LP560-4	15	2:03.804	1.347	0.402	172,2	12:53:43
5	10	PRO A.Zuber/M.Parisy	Sebastien Loeb Racing	McLaren MP4-12C	24	2:03.944	1.487	0.140	172,0	13:16:00
6	25	PAM H.Proczyk/D.Baumann	GRT Grasser Racing Team	Lamborghini LP560-4	16	2:03.955	1.498	0.011	172,0	13:03:01
7	50	GTR C.Sdanewitsch/M.Rugolo	AF Corse	Ferrari 458 Italia GT3	2	2:04.016	1.559	0.061	171,9	12:12:49
8	0	PRO C.Bueno/A.Khodair	BMW Sports Trophy Team Brasil	BMW E89 Z4	16	2:04.220	1.763	0.204	171,6	12:53:49
9	35	PAM W.Reip/A.Buncombe	Nissan GT Academy Team RJN	Nissan GT-R Nismo GT3	18	2:04.362	1.905	0.142	171,4	13:08:46
10	13	PRO E.Sandstrom/F.Stippler	Belgian Audi Club Team WRT	Audi R8 LMS	8	2:04.374	1.917	0.012	171,4	12:34:16
11	9	PRO S.Loeb/A.Parente	Sebastien Loeb Racing	McLaren MP4-12C	9	2:04.417	1.960	0.043	171,4	12:30:11
12	23	PRO A.von Thurn und Taxis/M.Basseng	Lamborghini Blancpain Reiter	Lamborghini LP560-4	10	2:04.459	2.002	0.042	171,3	13:01:21
13	2	PAM A.Simonsen/S.Afanasiev	HTP Gravity Charouz	Mercedes SLS AMG GT3	20	2:04.963	2.506	0.504	170,6	13:01:48
14	7	PAM M.Stumpf/P.Cunha	ACL by Rodrive	Lamborghini LP560-4	8	2:05.414	2.957	0.451	170,0	12:25:59
15	28	PRO K.Chandhok/J.Seyffarth	SMS Seyffarth Motorsport	Mercedes SLS AMG GT3	19	2:05.451	2.994	0.037	169,9	13:15:39
16	51	PAM F.Salaquarda/F.Onidi	AF Corse	Ferrari 458 Italia GT3	11	2:06.016	3.559	0.565	169,2	12:35:08
17	14	PAM C.Vieira/C.Campanico	Novadriver	Audi R8 LMS	7	2:06.955	4.498	0.939	167,9	12:27:41
18	21	PRO R.Zonta/S.Jimenez	BMW Sports Trophy Team Brasil	BMW E89 Z4	3	2:07.812	5.355	0.857	166,8	12:22:23
19	3	GTR P.Charouz/J.Stovicek	HTP Gravity Charouz	Mercedes SLS AMG GT3	10	2:09.686	7.229	1.874	164,4	12:35:27
20	29	GTR Y.Michael/H.Haupt	SMS Seyffarth Motorsport	Mercedes SLS AMG GT3	8	2:13.857	11.400	4.171	159,3	12:39:35

Qualifying Time: 2:26.948 Percent: 120%

Publications Time:

Race Director:

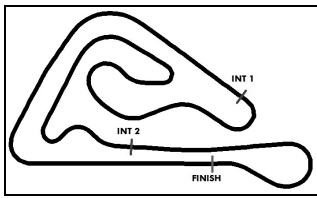
Time Keeping:

ver: 1.0

www.fiagtseries.com

Page 1/ 1 printed: 17.8.2013 13:28





FIA GT Series

Class results Free Practice 2



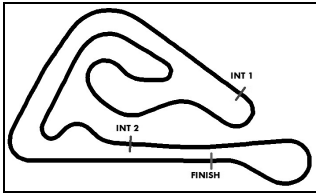
Provisional

Slovakiaring, Length: 5922 m
 Air temperature: 28°C
 Track temperature: 43°C
 Weather condition: Dry

Saturday 17.8.2013 12:05

started : 20 classified : 20 not classified : 0

Drivers	Team	Car	Lap	Best Time	Gap	Diff	Kph	Day Time
CLASS: PRO CUP								
Started: 11			Classified: 11			Not Classified: 0		
1 11 S.Ortelli/L.Vanthoor	Belgian Audi Club Team WRT	Audi R8 LMS	6	2:02.457			174,1	12:25:28
2 12 N.Mayr-Melnhof/R.Rast	Team WRT	Audi R8 LMS	16	2:03.107	0.650	0.650	173,2	12:58:15
3 1 A.Day/M.Buhk	HTP Gravity Charouz	Mercedes SLS AMG GT3	19	2:03.402	0.945	0.295	172,8	13:01:26
4 24 P.Kox/S.Rosina	Lamborghini Blancpain Reiter	Lamborghini LP560-4	15	2:03.804	1.347	0.402	172,2	12:53:43
5 10 A.Zuber/M.Parisy	Sebastien Loeb Racing	McLaren MP4-12C	24	2:03.944	1.487	0.140	172,0	13:16:00
6 0 C.Bueno/A.Khodair	BMW Sports Trophy Team Brasil	BMW E89 Z4	16	2:04.220	1.763	0.204	171,6	12:53:49
7 13 E.Sandstrom/F.Stippler	Belgian Audi Club Team WRT	Audi R8 LMS	8	2:04.374	1.917	0.012	171,4	12:34:16
8 9 S.Loeb/A.Parente	Sebastien Loeb Racing	McLaren MP4-12C	9	2:04.417	1.960	0.043	171,4	12:30:11
9 23 A.von Thum und Taxis/M.Basseng	Lamborghini Blancpain Reiter	Lamborghini LP560-4	10	2:04.459	2.002	0.042	171,3	13:01:21
10 28 K.Chandhok/J.Seyffarth	SMS Seyffarth Motorsport	Mercedes SLS AMG GT3	19	2:05.451	2.994	0.037	169,9	13:15:39
11 21 R.Zonta/S.Jimenez	BMW Sports Trophy Team Brasil	BMW E89 Z4	3	2:07.812	5.355	0.857	166,8	12:22:23



FIA GT Series

Class results Free Practice 2



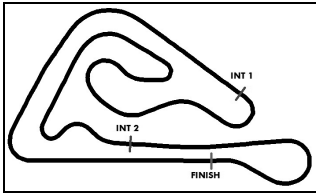
Provisional

Slovakiaring, Length: 5922 m
Air temperature: 28°C
Track temperature: 43°C
Weather condition: Dry

Saturday 17.8.2013 12:05

started : 20 classified : 20 not classified : 0

Drivers	Team	Car	Lap	Best Time	Gap	Diff	Kph	Day Time
CLASS: PRO-AM CUP								
Started: 6			Classified: 6			Not Classified: 0		
1 25 H.Proczyk/D.Baumann	GRT Grasser Racing Team	Lamborghini LP560-4	16	2:03.955	1.498	0.011	172,0	13:03:01
2 35 W.Reip/A.Buncombe	Nissan GT Academy Team RJN	Nissan GT-R Nismo GT3	18	2:04.362	1.905	0.142	171,4	13:08:46
3 2 A.Simonsen/S.Afanasiev	HTP Gravity Charouz	Mercedes SLS AMG GT3	20	2:04.963	2.506	0.504	170,6	13:01:48
4 7 M.Stumpf/P.Cunha	ACL by Rodrive	Lamborghini LP560-4	8	2:05.414	2.957	0.451	170,0	12:25:59
5 51 F.Salaquarda/F.Onidi	AF Corse	Ferrari 458 Italia GT3	11	2:06.016	3.559	0.565	169,2	12:35:08
6 14 C.Vieira/C.Campanico	Novadriver	Audi R8 LMS	7	2:06.955	4.498	0.939	167,9	12:27:41



FIA GT Series

Class results Free Practice 2



Provisional

Slovakiaring, Length: 5922 m
 Air temperature: 28°C
 Track temperature: 43°C
 Weather condition: Dry

Saturday 17.8.2013 12:05

started : 20 classified : 20 not classified : 0

Drivers	Team	Car	Lap	Best Time	Gap	Diff	Kph	Day Time
---------	------	-----	-----	-----------	-----	------	-----	----------

CLASS: GENTLEMEN TROPHY

Started: 3 Classified: 3 Not Classified: 0

1	50	C.Sdanewitsch/M.Rugolo	AF Corse	Ferrari 458 Italia GT3	2	2:04.016	1.559	0.061	171,9	12:12:49
2	3	P.Charouz/J.Stovicek	HTP Gravity Charouz	Mercedes SLS AMG GT3	10	2:09.686	7.229	1.874	164,4	12:35:27
3	29	Y.Michael/H.Haupt	SMS Seyffarth Motorsport	Mercedes SLS AMG GT3	8	2:13.857	11.400	4.171	159,3	12:39:35

Qualifying Time: 2:26.948 Percent: 120%

Publications Time:

Race Director:

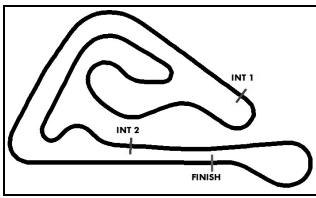
Time Keeping:

ver: 1.0

www.fiagtseries.com

Page 3/ 3 printed: 17.8.2013 13:28





FIA GT Series

Lap analysis Free Practice 2



Provisional

Slovakiaring, Length: 5922 m
Air temperature: 28°C
Track temperature: 43°C
Weather condition: Dry

Saturday 17.8.2013 12:05

Lap	Time	SE1	SP1	SE2	SP2	SE3	SP3	Lap	Time	SE1	SP1	SE2	SP2	SE3	SP3
0 Caca Bueno, BRA/ Allam Khodair, BRA								theoretical besttime: 2:04.092							
1	4:50.075	3:23.043		1:01.495		25.537		14	2:04.519	39.171		1:00.261		25.087	
2	2:07.745	41.253		1:01.167		25.325		15	2:13.418	43.418		1:04.635		25.365	
3	2:05.652	40.251		1:00.178		25.223		16	2:04.220	39.299		59.888		25.033	
4	2:05.217	39.890		1:00.231		25.096		17	2:10.667	39.712		1:00.561		30.394	
5	2:04.866	39.795		1:00.038		25.033		18	4:48.382	3:19.437		1:03.327		25.618	
6	2:11.224	39.664		1:00.270		31.290		19	2:05.970	40.356		1:00.356		25.258	
7	5:41.205	4:05.062		1:07.233		28.910		20	2:05.328	39.954		59.916		25.458	
8	2:05.049	39.670		1:00.125		25.254		21	2:47.915	53.698		1:15.268		38.949	
9	2:16.011	39.640		1:11.236		25.135		22	8:18.944	6:47.147		1:05.972		25.825	
10	2:10.221	39.668		1:00.363		30.190		23	2:04.853	39.773		59.910		25.170	
11	7:09.552	5:30.982		1:09.895		28.675		24	2:04.799	39.610		1:00.003		25.186	
12	2:21.377	46.678		1:03.553		31.146		25	2:04.465	39.432		59.942		25.091	
13	5:19.442	3:45.774		1:08.352		25.316		26	2:21.532	39.718		1:09.211		32.603	

1 Alon Day, ISR/ Maximilian Buhk, DEU								theoretical besttime: 2:03.363							
1	5:20.641	3:53.676		1:01.600		25.365		15	2:12.364	40.953		1:01.027		30.384	
2	2:05.561	39.974		1:00.484		25.103		16	7:29.440	5:56.765		1:07.319		25.356	
3	2:05.158	39.863		1:00.202		25.093		17	2:15.921	42.433		1:07.927		25.561	
4	2:04.943	39.508		1:00.291		25.144		18	2:03.741	39.474		59.581		24.686	
5	2:18.137	40.993		1:06.655		30.489		19	2:03.402	39.106		59.571		24.725	
6	4:24.182	2:58.015		1:01.154		25.013		20	2:11.186	39.117		1:00.434		31.635	
7	2:05.242	39.821		1:00.411		25.010		21	7:05.499	5:35.468		1:03.053		26.978	
8	2:05.468	39.717		1:00.597		25.154		22	2:04.241	39.376		59.791		25.074	
9	2:05.562	39.660		1:00.794		25.108		23	2:03.774	39.124		59.766		24.884	
10	2:05.418	39.563		1:00.727		25.128		24	2:35.085	39.376		1:10.211		45.498	
11	2:11.299	39.746		1:01.853		29.700		25	6:16.490	4:42.111		1:07.391		26.988	
12	7:18.280	5:51.823		1:00.994		25.463		26	2:18.237	46.992		1:04.026		27.219	
13	2:06.043	39.834		1:00.848		25.361		27		49.943		1:15.181			
14	2:05.303	39.678		1:00.385		25.240									

2 Andreas Simonsen, SWE/ Sergei Afanasiev, RUS								theoretical besttime: 2:04.338							
1	5:23.282	3:55.543		1:02.412		25.327		16	2:07.422	40.073		1:02.055		25.294	
2	2:05.591	39.954		1:00.353		25.284		17	2:06.938	39.849		1:01.734		25.355	
3	2:05.061	39.683		1:00.265		25.113		18	2:11.690	40.313		1:01.296		30.081	
4	2:07.493	40.665		1:01.508		25.320		19	4:48.313	3:17.350		1:05.386		25.577	
5	2:05.977	39.768		1:00.946		25.263		20	2:04.963	40.063		59.785		25.115	
6	2:06.258	39.751		1:01.157		25.350		21	2:05.004	39.486		1:00.337		25.181	
7	2:10.187	39.934		1:00.659		29.594		22	2:05.558	39.753		1:00.624		25.181	
8	3:37.635	2:10.182		1:00.668		26.785		23	2:11.649	39.588		1:02.151		29.910	
9	2:06.483	40.403		1:00.959		25.121		24	3:31.569	2:06.120		1:00.273		25.176	
10	2:05.450	39.836		1:00.413		25.201		25	2:09.461	41.663		1:02.524		25.274	
11	2:05.158	39.689		1:00.402		25.067		26	2:05.292	39.766		1:00.117		25.409	
12	2:08.823	41.145		1:01.796		25.882		27	2:09.073	39.717		1:00.619		28.737	
13	2:12.423	42.190		1:01.253		28.980		28	5:49.963	4:20.331		1:04.059		25.573	
14	9:02.041	7:35.741		1:00.897		25.403		29	2:10.402	41.737		1:02.530		26.135	
15	2:06.927	40.098		1:01.587		25.242		30		48.717		1:11.667			


3 Petr Charouz, CZE/ Jan Stovicek, CZE								theoretical besttime: 2:09.033							
1	5:32.152	3:51.548		1:12.159		28.445		15	2:12.049	43.119		1:03.151		25.779	
2	2:09.940	42.482		1:02.142		25.316		16	2:13.150	43.314		1:03.931		25.905	
3	2:10.087	42.157		1:02.315		25.615		17	2:26.344	43.021		1:06.670		36.653	
4	2:17.207	46.665		1:04.761		25.781		18	10:45.688	9:11.974		1:07.354		26.360	
5	2:10.726	42.718		1:02.522		25.486		19	2:14.972	43.783		1:04.808		26.381	
6	3:07.432	42.451		1:48.720		36.261		20	2:12.746	42.903		1:03.792		26.051	
7	6:25.758	4:50.183		1:07.275		28.300		21	2:17.238	44.807		1:06.450		25.981	
8	2:11.279	42.444		1:03.189		25.646		22	2:12.549	42.659		1:03.714		26.176	
9	2:12.679	42.022		1:03.703		26.954		23	2:12.374	42.457		1:03.727		26.190	
10	2:09.686	41.878		1:02.301		25.507		24	2:11.978	42.392		1:03.752		25.834	
11	2:17.195	41.575		1:03.587		32.033		25	2:14.367	43.988		1:04.328		26.051	
12	7:23.795	5:50.870		1:06.265		26.660		26	2:12.665	42.796		1:03.481		26.388	
13	2:14.701	43.486		1:05.213		26.002		27	2:39.278	49.041		1:11.561		38.676	

ver: 1.0

www.fiagtseries.com

Page 1/5 printed: 17.8.2013 13:28





FIA GT Series

Lap analysis Free Practice 2



Provisional

Slovakiaring, Length: 5922 m
 Air temperature: 28°C
 Track temperature: 43°C
 Weather condition: Dry

Saturday 17.8.2013 12:05

Lap	Time	SE1	SP1	SE2	SP2	SE3	SP3	Lap	Time	SE1	SP1	SE2	SP2	SE3	SP3
14	2:13.265	42.839		1:04.218		26.208									

7 Matheus Stumpf, BRA/ Patrick Cunha, PRT

theoretical besttime: 2:05.301

1	3:37.988	1:59.686		1:12.065		26.237		18	2:24.062	43.750		1:06.866		33.446	
2	2:09.074	42.043		1:01.706		25.325		19	5:46.513	4:08.587		1:11.334		26.592	
3	2:06.986	40.494		1:01.160		25.332		20	2:24.774	44.292		1:14.087		26.395	
4	2:23.456	40.799		1:15.966		26.691		21	2:09.749	41.975		1:01.934		25.840	
5	2:15.468	40.398		1:01.756		33.314		22	2:08.098	41.474		1:00.888		25.736	
6	4:14.655	2:44.405		1:04.704		25.546		23	2:07.872	41.020		1:01.239		25.613	
7	2:06.118	40.603		1:00.276		25.239		24	2:08.340	41.136		1:01.353		25.851	
8	2:05.414	39.945		1:00.151		25.318		25	2:14.985	41.154		1:01.578		32.253	
9	2:05.980	40.032		1:00.743		25.205		26	3:29.008	1:46.506		1:15.898		26.604	
10	2:08.255	40.138		1:02.862		25.255		27	2:18.023	41.875		1:09.277		26.871	
11	2:05.950	39.989		1:00.657		25.304		28	2:09.130	41.632		1:01.920		25.578	
12	2:12.903	40.014		1:00.290		32.599		29	2:08.536	41.137		1:01.558		25.841	
13	5:51.681	4:16.040		1:07.371		28.270		30	2:26.915	47.981		1:11.971		26.963	
14	2:11.767	42.785		1:02.828		26.154		31	2:19.880	43.048		1:10.496		26.336	
15	2:11.253	42.993		1:02.179		26.081		32	2:09.343	41.573		1:01.527		26.243	
16	2:09.794	41.736		1:01.895		26.163		33		54.039					
17	2:17.480	43.695		1:07.417		26.368									

9 Sebastien Loeb, FRA/ Alvaro Parente, PRT

theoretical besttime: 2:04.112

1	6:35.457	5:09.270		1:01.034		25.153		15	2:09.703	39.501		1:01.051		29.151	
2	2:05.879	39.796		1:00.976		25.107		16	10:36.019	9:09.362		1:01.568		25.089	
3	2:05.974	39.783		1:00.878		25.313		17	2:05.266	39.677		1:00.504		25.085	
4	2:11.458	39.921		1:02.137		29.400		18	2:05.358	39.500		1:00.848		25.010	
5	3:54.477	2:26.634		1:02.713		25.130		19	2:05.167	39.297		1:00.755		25.115	
6	2:04.615	39.487		1:00.345		24.783		20	2:05.905	39.542		1:01.008		25.355	
7	2:04.625	39.236		1:00.274		25.115		21	2:05.757	39.618		1:01.093		25.046	
8	2:04.771	39.365		1:00.388		25.018		22	2:05.478	39.492		1:00.947		25.039	
9	2:04.417	39.055		1:00.365		24.997		23	2:05.939	39.477		1:01.285		25.177	
10	2:08.996	39.353		1:00.655		28.988		24	2:06.320	39.391		1:01.766		25.163	
11	9:46.896	8:16.529		1:01.862		28.505		25	2:05.984	39.659		1:01.348		24.977	
12	2:05.314	39.515		1:00.763		25.036		26	2:11.024	40.126		1:01.362		29.536	
13	2:05.168	39.651		1:00.552		24.965		27	3:05.839	1:39.922		1:01.074		24.843	
14	2:05.645	39.470		1:01.047		25.128		28	2:12.503	38.760		1:02.448		31.295	

10 Andreas Zuber, AUT/ Mike Parisy, FRA


theoretical besttime: 2:03.459

1	3:54.710	2:21.366		1:07.201		26.143		16	2:06.452	39.788		1:01.422		25.242	
2	2:05.225	39.588		1:00.559		25.078		17	2:05.968	39.663		1:01.004		25.301	
3	2:05.002	39.389		1:00.611		25.002		18	2:06.387	39.878		1:01.057		25.452	
4	2:20.867	42.134		1:06.662		32.071		19	2:13.522	39.926		1:02.374		31.222	
5	2:05.276	39.457		1:00.718		25.101		20	8:20.866	6:53.935		1:01.575		25.356	
6	2:14.443	39.681		1:02.954		31.808		21	2:08.016	39.603		1:02.626		25.787	
7	5:23.677	3:53.931		1:03.928		25.818		22	2:12.841	39.990		1:02.229		30.622	
8	2:05.374	39.657		1:00.615		25.102		23	3:14.112	1:40.456		1:08.416		25.240	
9	2:05.106	39.374		1:00.714		25.018		24	2:03.944	39.282		59.825		24.837	
10	2:12.019	39.809		1:01.969		30.241		25	2:06.934	38.797		59.935		28.202	
11	4:58.215	3:25.454		1:07.056		25.705		26	2:04.560	39.064		1:00.561		24.935	
12	2:05.497	39.878		1:00.673		24.946		27	2:04.221	39.234		1:00.087		24.900	
13	2:13.899	39.327		1:03.672		30.900		28	2:04.623	39.331		1:00.332		24.960	
14	6:31.668	5:02.981		1:03.161		25.526		29	2:14.570	39.620		1:02.477		32.473	
15	2:07.233	40.599		1:01.315		25.319									

11 Stephane Ortelli, MCO/ Laurens Vanthoor, BEL

theoretical besttime: 2:02.457

1	5:26.645	3:52.943		1:08.182		25.520		6	2:02.457	38.319		59.285		24.853	
2	2:04.467	39.206		1:00.192		25.069		7	2:09.805	39.219		1:00.526		30.060	
3	2:03.755	38.726		1:00.005		25.024		8	10:41.378	9:14.493		1:01.429		25.456	
4	2:09.077	39.301		1:00.347		29.429		9	1:30.636	48.770					
5	6:41.409	5:15.099		1:01.280		25.030									



FIA GT Series

Lap analysis Free Practice 2



Provisional

Slovakiaring, Length: 5922 m
 Air temperature: 28°C
 Track temperature: 43°C
 Weather condition: Dry

Saturday 17.8.2013 12:05

Lap	Time	SE1	SP1	SE2	SP2	SE3	SP3	Lap	Time	SE1	SP1	SE2	SP2	SE3	SP3
12 Niki Mayr-Melnhof, AUT/ Rene Rast, DEU								theoretical besttime: 2:03.107							
1	6:03.701	4:38.240		1:00.425		25.036		15	2:10.056	41.794		1:03.406		24.856	
2	2:04.530	39.721		59.832		24.977		16	2:03.107	39.178		59.314		24.615	
3	2:08.021	39.725		1:01.124		27.172		17	2:09.455	39.459		1:00.580		29.416	
4	2:04.441	39.524		59.992		24.925		18	5:27.891	4:01.353		1:01.154		25.384	
5	2:17.196	43.165		1:03.355		30.676		19	2:05.360	39.384		1:00.720		25.256	
6	8:08.853	6:43.797		1:00.140		24.916		20	2:06.357	40.370		1:00.705		25.282	
7	2:04.318	39.346		59.876		25.096		21	2:05.219	39.411		1:00.458		25.350	
8	2:06.119	39.453		1:01.412		25.254		22	2:06.073	39.915		1:00.675		25.483	
9	2:09.813	39.900		1:00.432		29.481		23	2:10.946	39.682		1:01.274		29.990	
10	7:50.330	6:23.638		1:01.617		25.075		24	4:48.732	3:20.504		1:02.747		25.481	
11	2:05.385	40.024		1:00.374		24.987		25	2:05.949	39.835		1:00.709		25.405	
12	2:09.676	39.547		1:00.263		29.866		26	2:06.636	39.837		1:01.268		25.531	
13	5:46.060	4:12.083		1:09.131		24.846		27	2:15.910	40.490		1:03.244		32.176	
14	2:03.748	39.240		59.389		25.119									

13 Edward Sandstrom, SWE/ Frank Stippler, DEU								theoretical besttime: 2:04.109							
1	13:32.332	12:04.838		1:01.929		25.565		12	2:04.615	39.211		1:00.251		25.153	
2	2:07.834	40.501		1:01.814		25.519		13	2:10.068	39.559		1:00.418		30.091	
3	2:12.650	40.512		1:01.506		30.632		14	5:22.791	3:54.411		1:02.874		25.506	
4	3:02.825	1:36.143		1:01.464		25.218		15	2:06.053	40.111		1:00.661		25.281	
5	2:04.539	39.537		59.992		25.010		16	2:06.312	40.071		1:00.818		25.423	
6	2:07.443	39.439		1:02.672		25.332		17	2:10.517	39.879		1:01.008		29.630	
7	2:04.694	39.703		59.888		25.103		18	12:19.062	10:53.166		1:00.708		25.188	
8	2:04.374	39.348		59.900		25.126		19	2:07.693	39.909		1:01.183		26.601	
9	2:14.088	39.825		1:01.170		33.093		20	2:05.253	39.620		1:00.522		25.111	
10	7:21.723	5:54.581		1:01.859		25.283		21	2:06.183	39.736		1:00.815		25.632	
11	2:04.604	39.352		1:00.067		25.185		22	2:11.693	39.809		1:01.368		30.516	

14 Carlos Vieira, PRT/ Cesar Campanico, PRT								theoretical besttime: 2:06.667							
1	5:29.058	3:55.079		1:07.468		26.511		7	2:06.955	40.013		1:01.226		25.716	
2	2:11.477	43.121		1:02.491		25.865		8	2:07.309	40.067		1:01.546		25.696	
3	2:10.449	41.839		1:02.493		26.117		9	9:30.910	39.877		8:03.760		47.273	
4	2:15.757	40.471		1:01.487		33.799		10	47:58.271	46:27.579		1:04.779		25.913	
5	6:20.717	4:52.995		1:01.914		25.808		11		41.091					
6	2:07.388	40.524		1:01.300		25.564									

21 Ricardo Zonta, BRA/ Sergio Jimenez, BRA								theoretical besttime: 2:07.812							
1	13:04.017	11:23.527		1:13.052		27.438		3	2:07.812	41.638		1:00.783		25.391	
2	2:11.169	42.234		1:03.394		25.541		4	2:28.031	47.244		1:05.977		34.810	

23 Albert von Thurn und Taxis, DEU/ Marc Basseng, DEU								theoretical besttime: 2:04.420							
1	21:27.820	20:00.492		1:02.044		25.284		11	2:09.812	39.874		1:00.475		29.463	
2	2:06.255	40.183		1:00.824		25.248		12	4:06.753	2:39.246		1:02.074		25.433	
3	2:05.614	39.959		1:00.415		25.240		13	2:07.295	40.902		1:01.031		25.362	
4	2:11.892	40.144		1:01.475		30.273		14	2:16.003	44.360		1:06.191		25.452	
5	7:46.258	6:17.664		1:03.195		25.399		15	2:07.998	41.629		1:01.213		25.156	
6	2:25.190	40.056		1:01.088		44.046		16	2:08.366	41.007		1:02.244		25.115	
7	12:04.841	10:33.567		1:03.748		27.526		17	2:06.639	40.378		1:01.133		25.128	
8	2:04.662	39.542		1:00.146		24.974		18	2:07.429	40.754		1:01.629		25.046	
9	2:04.623	39.613		1:00.010		25.000		19		40.639					
10	2:04.459	39.468		1:00.049		24.942									

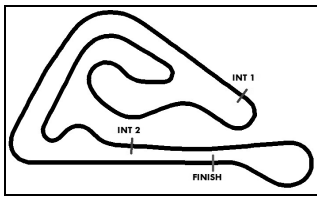
24 Peter Kox, NLD/ Stefan Rosina, SVK								theoretical besttime: 2:03.674							
1	7:01.194	5:31.591		1:04.139		25.464		15	2:03.804	39.423		59.504		24.877	
2	2:06.537	40.759		1:00.589		25.189		16	2:04.641	39.293		1:00.156		25.192	
3	2:05.573	40.258		1:00.173		25.142		17	2:14.717	40.811		1:03.032		30.874	
4	2:05.631	40.171		1:00.436		25.024		18	7:53.411	6:27.988		1:00.334		25.089	
5	2:12.244	40.283		1:01.375		30.586		19	2:04.513	39.755		59.677		25.081	
6	10:50.621	9:22.778		1:02.630		25.213		20	2:05.207	39.683		1:00.365		25.159	
7	2:08.046	41.061		1:01.671		25.314		21	2:05.222	39.716		1:00.264		25.242	

ver: 1.0

www.fiagtseries.com

Page 3/ 5 printed: 17.8.2013 13:28





FIA GT Series

Lap analysis Free Practice 2



Provisional

Slovakiaring, Length: 5922 m
 Air temperature: 28°C
 Track temperature: 43°C
 Weather condition: Dry

Saturday 17.8.2013 12:05

Lap	Time	SE1	SP1	SE2	SP2	SE3	SP3	Lap	Time	SE1	SP1	SE2	SP2	SE3	SP3
8	2:06.119	40.195		1:00.700		25.224		22	2:11.488	40.712		1:00.862		29.914	
9	2:05.514	40.045		1:00.383		25.086		23	5:12.599	3:08.435		1:38.967		25.197	
10	2:13.626	41.614		1:01.710		30.302		24	2:05.391	39.862		1:00.395		25.134	
11	3:45.859	2:17.995		1:02.309		25.555		25	2:05.183	39.918		1:00.235		25.030	
12	2:07.708	41.039		1:01.207		25.462		26	2:05.168	39.779		1:00.137		25.252	
13	2:13.130	40.845		1:02.093		30.192		27	2:23.706	45.426		1:05.559		32.721	
14	3:37.222	2:11.587		1:00.657		24.978									

25 Hari Proczyk, AUT/ Dominik Baumann, DEU

theoretical besttime: 2:03.622

1	13:22.218	11:47.975		1:04.839		29.404		13	2:13.266	40.056		1:01.375		31.835	
2	2:07.679	40.990		1:01.547		25.142		14	11:27.795	9:55.265		1:06.471		26.059	
3	2:05.742	40.251		1:00.526		24.965		15	2:16.830	45.810		1:05.978		25.042	
4	2:06.067	39.839		1:01.186		25.042		16	2:03.955	39.542		59.709		24.704	
5	2:05.098	39.621		1:00.462		25.015		17	2:04.108	39.301		59.996		24.811	
6	2:04.900	39.758		1:00.244		24.898		18	2:10.997	39.209		1:01.499		30.289	
7	2:09.603	39.817		1:00.471		29.315		19	5:55.674	4:27.977		1:02.675		25.022	
8	5:32.792	4:00.680		1:06.562		25.550		20	2:05.650	40.170		1:00.588		24.892	
9	2:05.889	40.241		1:00.773		24.875		21	2:04.220	39.644		59.809		24.767	
10	2:05.293	39.786		1:00.484		25.023		22	2:04.872	39.622		1:00.437		24.813	
11	2:08.474	39.817		1:02.814		25.843		23	2:04.850	39.682		1:00.376		24.792	
12	2:05.381	40.359		1:00.243		24.779		24	2:10.729	39.781		1:01.437		29.511	

28 Karun Chandhok, IND/ Jan Seyffarth, DEU

theoretical besttime: 2:04.977

1	5:53.117	4:25.768		1:01.777		25.572		11	8:23.197	6:57.344		1:00.441		25.412	
2	2:08.318	41.506		1:01.310		25.502		12	2:05.924	39.841		1:00.768		25.315	
3	2:16.012	41.486		1:02.263		32.263		13	2:13.072	40.547		1:01.129		31.396	
4	8:02.551	6:34.353		1:02.593		25.605		14	4:53.862	3:26.566		1:01.768		25.528	
5	2:06.591	40.396		1:01.006		25.189		15	2:07.404	40.615		1:01.173		25.616	
6	2:07.262	40.516		1:01.457		25.289		16	2:06.974	40.581		1:00.904		25.489	
7	2:13.056	40.570		1:01.537		30.949		17	2:24.228	42.371		1:09.284		32.573	
8	8:28.875	7:02.619		1:00.893		25.363		18	6:39.895	5:09.314		1:04.821		25.760	
9	2:06.077	40.270		1:00.605		25.202		19	2:05.451	39.950		1:00.369		25.132	
10	2:17.843	44.411		1:01.578		31.854		20		39.476					

29 Yenci Michael, DEU/ Hubert Haupt, DEU


theoretical besttime: 2:13.708

1	7:11.578	5:30.726		1:13.798		27.054		6	2:14.328	43.743		1:04.330		26.255	
2	2:19.679	47.172		1:06.153		26.354		7	2:15.809	44.331		1:05.507		25.971	
3	2:32.234	48.512		1:09.964		33.758		8	2:13.857	43.433		1:04.304		26.120	
4	13:32.120	11:58.175		1:07.783		26.162		9	4:01.151	1:35.839		1:35.901		49.411	
5	2:15.415	43.825		1:05.574		26.016									

35 Wolfgang Reip, BEL/ Alex Buncombe, GBR

theoretical besttime: 2:03.827

1	2:37.121	1:06.293		1:05.006		25.822		14	2:16.814	39.949		1:02.921		33.944	
2	2:06.013	39.856		1:00.829		25.328		15	3:40.564	2:01.518		1:11.736		27.310	
3	2:28.597	47.359		1:09.751		31.487		16	2:04.793	39.870		59.901		25.022	
4	18:56.476	17:26.102		1:01.933		28.441		17	2:04.532	39.320		1:00.173		25.039	
5	2:07.805	40.358		1:01.949		25.498		18	2:04.362	38.904		1:00.354		25.104	
6	2:06.951	40.166		1:01.311		25.474		19	2:17.475	39.549		1:02.625		35.301	
7	2:07.588	40.451		1:01.600		25.537		20	5:28.498	3:54.109		1:08.579		25.810	
8	2:08.530	41.209		1:01.562		25.759		21	2:05.870	40.071		1:00.665		25.134	
9	2:14.263	40.775		1:02.638		30.850		22	2:05.565	39.831		1:00.426		25.308	
10	8:22.334	6:45.022		1:09.343		27.969		23	2:05.849	39.792		1:00.698		25.359	
11	2:06.935	40.414		1:01.074		25.447		24	2:06.955	39.851		1:01.770		25.334	
12	2:06.641	39.709		1:01.476		25.456		25	2:05.883	39.727		1:00.860		25.296	
13	2:06.162	39.773		1:01.010		25.379		26		39.705					



FIA GT Series

Lap analysis Free Practice 2




Provisional

Slovakiaring, Length: 5922 m
 Air temperature: 28°C
 Track temperature: 43°C
 Weather condition: Dry

Saturday 17.8.2013 12:05

Lap	Time	SE1	SP1	SE2	SP2	SE3	SP3	Lap	Time	SE1	SP1	SE2	SP2	SE3	SP3
50 Claudio Sdanewitsch, DEU/ Michele Rugolo, ITA								theoretical besttime: 2:04.016							
1	5:45.445	4:09.688		1:10.295		25.462		12	2:14.088	42.587		1:04.721		26.780	
2	2:04.016	39.259		59.718		25.039		13	2:11.909	42.526		1:03.352		26.031	
3	2:15.903	39.913		1:04.724		31.266		14	2:26.694	48.229		1:06.036		32.429	
4	7:25.804	5:56.388		1:03.460		25.956		15	15:31.138	14:04.361		1:01.245		25.532	
5	2:13.071	42.623		1:03.947		26.501		16	2:06.589	40.667		1:00.549		25.373	
6	2:12.035	42.628		1:03.404		26.003		17	2:06.053	40.331		1:00.458		25.264	
7	2:11.061	42.307		1:02.844		25.910		18	2:06.286	39.827		1:01.060		25.399	
8	2:11.774	42.502		1:03.142		26.130		19	2:05.667	40.019		1:00.494		25.154	
9	2:25.878	42.197		1:11.694		31.987		20	2:06.584	40.007		1:01.189		25.388	
10	6:30.313	4:59.884		1:04.015		26.414		21	2:06.495	40.374		1:00.755		25.366	
11	2:13.780	43.493		1:04.040		26.247		22	2:16.558	40.223		1:04.857		31.478	

Lap	Time	SE1	SP1	SE2	SP2	SE3	SP3	Lap	Time	SE1	SP1	SE2	SP2	SE3	SP3
51 Filip Salaquarda, CZE/ Fabio Onidi, ITA								theoretical besttime: 2:05.488							
1	3:34.136	1:48.959		1:16.866		28.311		10	2:06.223	40.208		1:00.826		25.189	
2	2:22.282	47.543		1:09.431		25.308		11	2:06.016	40.020		1:00.782		25.214	
3	2:07.050	41.267		1:00.633		25.150		12	2:14.250	42.170		1:02.543		29.537	
4	2:07.530	40.104		1:01.966		25.460		13	7:27.949	6:00.389		1:02.162		25.398	
5	2:36.107	40.199		1:23.685		32.223		14	2:06.992	40.091		1:01.695		25.206	
6	6:49.525	5:22.672		1:01.545		25.308		15	2:06.840	39.825		1:01.591		25.424	
7	2:06.629	40.388		1:01.093		25.148		16	2:06.686	39.981		1:01.395		25.310	
8	2:06.234	40.196		1:00.865		25.173		17	2:06.789	39.707		1:01.655		25.427	
9	2:06.276	39.977		1:01.141		25.158		18	2:37.858	55.658		1:07.190		35.010	



FIA GT Series

Result List Qualifying 1



Provisional

Slovakiaring, Length: 5922 m
Air temperature: 33.0°C
Track temperature: 30.9°C
Weather condition: Dry

Saturday 17.8.2013 16:15

started : 21 classified : 21 not classified : 0

	Cl.	Drivers	Team	Car	Lap	Best Time	Gap	Diff	Kph	Day Time
1	11	PRO S.Ortelli/L.Vanthoor	Belgian Audi Club Team WRT	Audi R8 LMS	2	2:02.727			173,7	16:24:01
2	25	PAM H.Proczyk/D.Baumann	GRT Grasser Racing Team	Lamborghini LP560-4	3	2:02.949	0.222	0.222	173,4	16:22:09
3	2	PAM A.Simonsen/S.Afanasiev	HTP Gravity Charouz	Mercedes SLS AMG GT3	4	2:03.340	0.613	0.391	172,8	16:24:59
4	24	PRO P.Kox/S.Rosina	Lamborghini Blancpain Reiter	Lamborghini LP560-4	4	2:03.528	0.801	0.188	172,6	16:24:33
5	10	PRO A.Zuber/M.Parisy	Sebastien Loeb Racing	McLaren MP4-12C	4	2:03.568	0.841	0.040	172,5	16:28:12
6	35	PAM W.Reip/A.Buncombe	Nissan GT Academy Team RJN	Nissan GT-R Nismo GT3	2	2:03.644	0.917	0.076	172,4	16:22:44
7	9	PRO S.Loeb/A.Parente	Sebastien Loeb Racing	McLaren MP4-12C	2	2:03.820	1.093	0.176	172,2	16:24:19
8	1	PRO A.Day/M.Buhk	HTP Gravity Charouz	Mercedes SLS AMG GT3	2	2:03.978	1.251	0.158	172,0	16:23:49
9	51	PAM F.Salaquarda/F.Onidi	AF Corse	Ferrari 458 Italia GT3	2	2:04.042	1.315	0.064	171,9	16:23:38
10	0	PRO A.Khodair/C.Bueno	BMW Sports Trophy Team Brasil	BMW E89 Z4	3	2:04.061	1.334	0.019	171,8	16:25:14
11	28	PRO K.Chandhok/J.Seyffarth	SMS Seyffarth Motorsport	Mercedes SLS AMG GT3	2	2:04.300	1.573	0.239	171,5	16:23:20
12	7	PAM M.Stumpf/P.Cunha	ACL by Rodrive	Lamborghini LP560-4	5	2:04.480	1.753	0.180	171,3	16:28:17
13	23	PRO A.von Thurn und Taxis/M.Basseng	Lamborghini Blancpain Reiter	Lamborghini LP560-4	3	2:04.674	1.947	0.194	171,0	16:22:07
14	6	PAM F.Sladecka/A.Ebrahim	BMW Sports Trophy Team India by	BMW E89 Z4	4	2:04.768	2.041	0.094	170,9	16:24:37
15	14	PAM C.Vieira/C.Campanico	Novadriver	Audi R8 LMS	7	2:05.447	2.720	0.679	169,9	16:31:18
16	21	PRO R.Zonta/S.Jimenez	BMW Sports Trophy Team Brasil	BMW E89 Z4	2	2:05.933	3.206	0.486	169,3	16:31:17
17	50	GTR C.Sdanewitsch/M.Rugolo	AF Corse	Ferrari 458 Italia GT3	2	2:08.186	5.459	2.253	166,3	16:22:37
18	3	GTR P.Charouz/J.Stovicek	HTP Gravity Charouz	Mercedes SLS AMG GT3	3	2:09.958	7.231	1.772	164,0	16:24:14
19	12	PRO N.Mayr-Melnhof/R.Rast	Team WRT	Audi R8 LMS	2	2:18.991	16.264	9.033	153,4	16:19:51
20	13	PRO E.Sandstrom/F.Stippler	Belgian Audi Club Team WRT	Audi R8 LMS	2	2:24.459	21.732	5.468	147,6	16:20:13
29	GTR	Y.Michael/H.Haupt	SMS Seyffarth Motorsport	Mercedes SLS AMG GT3	0					

Publications Time:

Race Director:

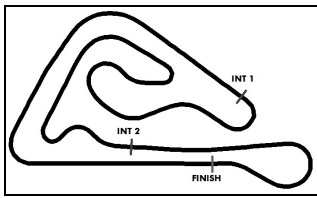
Time Keeping:

ver: 1.0

www.fiagtseries.com

Page 1/ 1 printed: 17.8.2013 16:32





FIA GT Series

Class results Qualifying 1



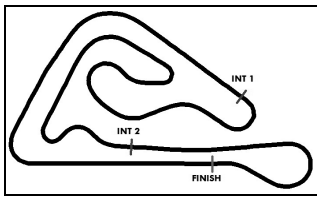
Provisional

Slovakiaring, Length: 5922 m
 Air temperature: 33.0°C
 Track temperature: 30.9°C
 Weather condition: Dry

Saturday 17.8.2013 16:15

started : 21 classified : 21 not classified : 0

Drivers	Team	Car	Lap	Best Time	Gap	Diff	Kph	Day Time
CLASS: PRO CUP								
Started: 11			Classified: 11			Not Classified: 0		
1 11	S.Ortelli/L.Vanthoor	Belgian Audi Club Team WRT	Audi R8 LMS	2	2:02.727		173,7	16:24:01
2 24	P.Kox/S.Rosina	Lamborghini Blancpain Reiter	Lamborghini LP560-4	4	2:03.528	0.801	0.188	172,6
3 10	A.Zuber/M.Parisy	Sebastien Loeb Racing	McLaren MP4-12C	4	2:03.568	0.841	0.040	172,5
4 9	S.Loeb/A.Parente	Sebastien Loeb Racing	McLaren MP4-12C	2	2:03.820	1.093	0.176	172,2
5 1	A.Day/M.Buhk	HTP Gravity Charouz	Mercedes SLS AMG GT3	2	2:03.978	1.251	0.158	172,0
6 0	A.Khodair/C.Bueno	BMW Sports Trophy Team Brasil	BMW E89 Z4	3	2:04.061	1.334	0.019	171,8
7 28	K.Chandhok/J.Seyffarth	SMS Seyffarth Motorsport	Mercedes SLS AMG GT3	2	2:04.300	1.573	0.239	171,5
8 23	A.von Thurn und Taxis/M.Basseng	Lamborghini Blancpain Reiter	Lamborghini LP560-4	3	2:04.674	1.947	0.194	171,0
9 21	R.Zonta/S.Jimenez	BMW Sports Trophy Team Brasil	BMW E89 Z4	2	2:05.933	3.206	0.486	169,3
10 12	N.Mayr-Melnhof/R.Rast	Team WRT	Audi R8 LMS	2	2:18.991	16.264	9.033	153,4
11 13	E.Sandstrom/F.Stippler	Belgian Audi Club Team WRT	Audi R8 LMS	2	2:24.459	21.732	5.468	147,6



FIA GT Series

Class results Qualifying 1




Provisional

Slovakiaring, Length: 5922 m
Air temperature: 33.0°C
Track temperature: 30.9°C
Weather condition: Dry

Saturday 17.8.2013 16:15

started : 21 classified : 21 not classified : 0

Drivers	Team	Car	Lap	Best Time	Gap	Diff	Kph	Day Time
CLASS: PRO-AM CUP								
Started: 7			Classified: 7			Not Classified: 0		
1 25 H.Proczyk/D.Baumann	GRT Grasser Racing Team	Lamborghini LP560-4	3	2:02.949	0.222	0.222	173,4	16:22:09
2 2 A.Simonsen/S.Afanasiev	HTP Gravity Charouz	Mercedes SLS AMG GT3	4	2:03.340	0.613	0.391	172,8	16:24:59
3 35 W.Reip/A.Buncombe	Nissan GT Academy Team RJN	Nissan GT-R Nismo GT3	2	2:03.644	0.917	0.076	172,4	16:22:44
4 51 F.Salaquarda/F.Onidi	AF Corse	Ferrari 458 Italia GT3	2	2:04.042	1.315	0.064	171,9	16:23:38
5 7 M.Stumpf/P.Cunha	ACL by Rodrive	Lamborghini LP560-4	5	2:04.480	1.753	0.180	171,3	16:28:17
6 6 F.Sladecka/A.Ebrahim	BMW Sports Trophy Team India b	BMW E89 Z4	4	2:04.768	2.041	0.094	170,9	16:24:37
7 14 C.Vieira/C.Campanico	Novadriver	Audi R8 LMS	7	2:05.447	2.720	0.679	169,9	16:31:18



FIA GT Series

Class results Qualifying 1

Provisional



Slovakiaring, Length: 5922 m
 Air temperature: 33.0°C
 Track temperature: 30.9°C
 Weather condition: Dry

Saturday 17.8.2013 16:15

started : 21 classified : 21 not classified : 0

Drivers	Team	Car	Lap	Best Time	Gap	Diff	Kph	Day Time
CLASS: GENTLEMEN TROPHY								
Started: 3			Classified: 3			Not Classified: 0		
1 50 C.Sdanewitsch/M.Rugolo	AF Corse	Ferrari 458 Italia GT3	2	2:08.186	5.459	2.253	166,3	16:22:37
2 3 P.Charouz/J.Stovicek	HTP Gravity Charouz	Mercedes SLS AMG GT3	3	2:09.958	7.231	1.772	164,0	16:24:14
29 Y.Michael/H.Haupt	SMS Seyffarth Motorsport	Mercedes SLS AMG GT3	0					

Publications Time:

Race Director:


Time Keeping:

ver: 1.0

www.fiagtseries.com

Page 3/ 3 printed: 17.8.2013 16:32





FIA GT Series

Lap analysis Qualifying 1

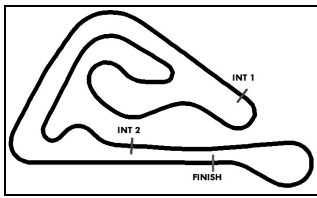


Provisional

Slovakiaring, Length: 5922 m
 Air temperature: 33.0°C
 Track temperature: 30.9°C
 Weather condition: Dry

Saturday 17.8.2013 16:15

Lap	Time	SE1	SP1	SE2	SP2	SE3	SP3	Lap	Time	SE1	SP1	SE2	SP2	SE3	SP3
0 Allam Khodair, BRA/ Caca Bueno, BRA								theoretical besttime: 2:04.061							
1	6:06.211	4:40.782		1:00.162		25.267		4	2:04.392	39.476		59.849		25.067	
2	2:04.554	39.602		59.783		25.169		5	2:13.013	42.792		1:05.094		25.127	
3	2:04.061	39.410		59.619		25.032		6	2:13.442	39.410		1:00.600		33.432	
1 Alon Day, ISR/ Maximilian Buhk, DEU								theoretical besttime: 2:03.822							
1	6:46.101	5:14.473		1:05.642		25.986		3	2:04.004	39.655		59.459		24.890	
2	2:03.978	39.473		59.567		24.938		4	2:10.379	39.482		59.666		31.231	
2 Andreas Simonsen, SWE/ Sergei Afanasiev, RUS								theoretical besttime: 2:03.320							
1	3:36.929	2:05.953		1:05.616		25.360		4	2:03.340	38.981		59.405		24.954	
2	2:15.160	43.733		1:05.801		25.626		5	2:08.274	39.137		59.857		29.280	
3	2:04.071	39.606		59.531		24.934									
3 Petr Charouz, CZE/ Jan Stovicek, CZE								theoretical besttime: 2:09.668							
1	4:52.430	3:20.686		1:05.629		26.115		4	2:21.729	45.246		1:09.811		26.672	
2	2:12.014	43.746		1:02.315		25.953		5	2:10.608	42.123		1:02.557		25.928	
3	2:09.958	42.413		1:01.875		25.670		6	2:23.495	42.437		1:02.755		38.303	
6 Filip Sladecka, SVK/ Armaan Ebrahim, IND								theoretical besttime: 2:04.492							
1	3:03.681	1:13.244		1:18.038		32.399		4	2:04.768	39.449		1:00.071		25.248	
2	2:24.270	47.845		1:08.051		28.374		5	2:22.519	40.197		1:07.154		35.168	
3	2:04.919	39.868		1:00.079		24.972									
7 Matheus Stumpf, BRA/ Patrick Cunha, PRT								theoretical besttime: 2:04.333							
1	3:43.052	2:16.167		1:01.417		25.468		5	2:04.480	39.649		59.768		25.063	
2	2:05.166	40.155		59.840		25.171		6	2:04.844	39.559		1:00.015		25.270	
3	2:11.748	39.502		59.900		32.346		7		42.246		1:03.715			
4	3:13.483	1:45.210		1:03.115		25.158									
9 Sebastien Loeb, FRA/ Alvaro Parente, PRT								theoretical besttime: 2:03.704							
1	7:15.491	5:49.219		1:01.309		24.963		4	2:04.006	38.862		1:00.228		24.916	
2	2:03.820	38.978		59.977		24.865		5	2:09.755	38.914		1:00.486		30.355	
3	2:12.281	41.952		1:05.038		25.291									
10 Andreas Zuber, AUT/ Mike Parisy, FRA								theoretical besttime: 2:03.321							
1	6:55.570	5:26.621		1:03.620		25.329		4	2:03.568	38.800		59.895		24.873	
2	2:04.094	39.452		59.648		24.994		5	2:27.097	45.587		1:06.899		34.611	
3	2:09.478	41.859		1:02.298		25.321									
11 Stephane Ortelli, MCO/ Laurens Vanthoor, BEL								theoretical besttime: 2:02.727							
1	6:59.191	5:28.977		1:04.973		25.241		3	2:15.780	42.305		1:02.289		31.186	
2	2:02.727	38.399		59.323		25.005									
12 Niki Mayr-Melnhof, AUT/ Rene Rast, DEU								theoretical besttime: 2:18.991							
1	2:33.025	56.427		1:09.230		27.368		3	2:30.435	46.037		1:11.886		32.512	
2	2:18.991	43.606		1:08.493		26.892									
13 Edward Sandstrom, SWE/ Frank Stippler, DEU								theoretical besttime: 2:22.265							
1	2:49.114	1:06.330		1:14.078		28.706		3	2:28.175	45.363		1:11.082		31.730	
2	2:24.459	47.557		1:09.572		27.330									
14 Carlos Vieira, PRT/ Cesar Campanico, PRT								theoretical besttime: 2:05.124							
1	3:10.262	1:25.272		1:11.160		33.830		5	2:05.467	39.750		1:00.431		25.286	
2	2:12.277	39.877		1:05.122		27.278		6	2:10.709	40.237		1:03.892		26.580	
3	2:14.500	39.407		1:05.336		29.757		7	2:05.447	39.542		1:00.474		25.431	
4	2:20.248	45.141		1:08.461		26.646		8		47.249					



FIA GT Series

Lap analysis Qualifying 1




Provisional

Slovakiaring, Length: 5922 m
Air temperature: 33.0°C
Track temperature: 30.9°C
Weather condition: Dry

Saturday 17.8.2013 16:15

Lap	Time	SE1	SP1	SE2	SP2	SE3	SP3	Lap	Time	SE1	SP1	SE2	SP2	SE3	SP3
21	Ricardo Zonta, BRA/ Sergio Jimenez, BRA							theoretical besttime: 2:05.933							
1	14:11.903	12:39.213		1:07.086		25.604		3	40.293						
2	2:05.933	40.560		1:00.021		25.352									
23	Albert von Thurn und Taxis, DEU/ Marc Basseng, DEU							theoretical besttime: 2:04.618							
1	2:57.124	1:20.711		1:07.868		28.545		3	2:04.674	39.431		1:00.201		25.042	
2	2:05.668	40.481		1:00.184		25.003		4	2:14.509	39.937		1:04.351		30.221	
24	Peter Kox, NLD/ Stefan Rosina, SVK							theoretical besttime: 2:03.528							
1	3:08.828	1:19.991		1:21.538		27.299		4	2:03.528	39.325		59.277		24.926	
2	2:16.873	40.860		1:08.283		27.730		5	2:29.420	44.272		1:08.974		36.174	
3	2:03.993	39.619		59.403		24.971									
25	Hari Proczyk, AUT/ Dominik Baumann, DEU							theoretical besttime: 2:02.773							
1	2:52.274	1:14.044		1:10.571		27.659		4	2:04.831	39.164		1:00.397		25.270	
2	2:14.612	43.940		1:05.309		25.363		5	2:34.206	43.955		1:09.542		40.709	
3	2:02.949	39.340		58.992		24.617									
28	Karun Chandhok, IND/ Jan Seyffarth, DEU							theoretical besttime: 2:04.300							
1	6:16.182	4:45.299		1:05.118		25.765		4	2:04.751	39.519		1:00.107		25.125	
2	2:04.300	39.396		59.896		25.008		5	2:36.312	48.813		1:14.799		32.700	
3	2:15.795	39.917		1:10.000		25.878									
29	Yenci Michael, DEU/ Hubert Haupt, DEU							theoretical besttime:							
1	16:11.881	14:29.678		1:12.502		29.701		2	56.278						
35	Wolfgang Reip, BEL/ Alex Buncombe, GBR							theoretical besttime: 2:03.644							
1	5:41.174	4:11.588		1:01.842		27.744		3	2:19.225	39.317		1:02.684		37.224	
2	2:03.644	39.150		59.514		24.980									
50	Claudio Sdanewitsch, DEU/ Michele Rugolo, ITA							theoretical besttime: 2:08.186							
1	5:29.438	3:59.635		1:03.709		26.094		3	2:29.345	42.902		1:11.994		34.449	
2	2:08.186	41.322		1:01.354		25.510									
51	Filip Salaquarda, CZE/ Fabio Onidi, ITA							theoretical besttime: 2:04.042							
1	6:34.452	5:03.791		1:05.761		24.900		3	3:11.957	1:32.921		1:07.282		31.754	
2	2:04.042	39.264		59.924		24.854									



FIA GT Series

Result List Qualifying 2



Provisional

Slovakiaring, Length: 5922 m
Air temperature: 32.3°C
Track temperature: 30.7°C
Weather condition: Dry

Saturday 17.8.2013 16:37

started : 21 classified : 21 not classified : 0

	Cl.	Drivers	Team	Car	Lap	Best Time	Gap	Diff	Kph	Day Time
1	9	PRO S.Loeb/ A.Parente	Sebastien Loeb Racing	McLaren MP4-12C	4	2:02.517			174,0	16:49:00
2	11	PRO S.Ortelli/ L.Vanthoor	Belgian Audi Club Team WRT	Audi R8 LMS	2	2:02.578	0.061	0.061	173,9	16:45:03
3	12	PRO N.Mayr-Melnhof/ R.Rast	Team WRT	Audi R8 LMS	3	2:02.645	0.128	0.067	173,8	16:45:40
4	0	PRO A.Khodair/ C.Bueno	BMW Sports Trophy Team Brasil	BMW E89 Z4	5	2:02.817	0.300	0.172	173,6	16:51:07
5	10	PRO A.Zuber/ M.Parisy	Sebastien Loeb Racing	McLaren MP4-12C	2	2:02.931	0.414	0.114	173,4	16:42:20
6	25	PAM H.Proczyk/ D.Baumann	GRT Grasser Racing Team	Lamborghini LP560-4	2	2:03.130	0.613	0.199	173,1	16:44:56
7	24	PRO P.Kox/ S.Rosina	Lamborghini Blancpain Reiter	Lamborghini LP560-4	6	2:03.162	0.645	0.032	173,1	16:51:11
8	23	PRO A.von Thurn und Taxis/ M.Basseng	Lamborghini Blancpain Reiter	Lamborghini LP560-4	5	2:03.327	0.810	0.165	172,9	16:49:08
9	1	PRO A.Day/ M.Buhk	HTP Gravity Charouz	Mercedes SLS AMG GT3	2	2:03.354	0.837	0.027	172,8	16:43:24
10	13	PRO E.Sandstrom/ F.Stippler	Belgian Audi Club Team WRT	Audi R8 LMS	3	2:03.642	1.125	0.288	172,4	16:45:37
11	35	PAM W.Reip/ A.Buncombe	Nissan GT Academy Team RJN	Nissan GT-R Nismo GT3	5	2:04.138	1.621	0.496	171,7	16:50:41
12	50	GTR C.Sdanewitsch/ M.Rugolo	AF Corse	Ferrari 458 Italia GT3	3	2:04.248	1.731	0.110	171,6	16:48:03
13	28	PRO K.Chandhok/ J.Seyffarth	SMS Seyffarth Motorsport	Mercedes SLS AMG GT3	6	2:04.466	1.949	0.218	171,3	16:52:32
14	6	PAM F.Sladecka/ A.Ebrahim	BMW Sports Trophy Team India by	BMW E89 Z4	6	2:04.558	2.041	0.092	171,2	16:51:59
15	51	PAM F.Salaquarda/ F.Onidi	AF Corse	Ferrari 458 Italia GT3	3	2:04.851	2.334	0.293	170,8	16:47:30
16	14	PAM C.Vieira/ C.Campanico	Novadriver	Audi R8 LMS	6	2:04.862	2.345	0.011	170,7	16:52:41
17	7	PAM M.Stumpf/ P.Cunha	ACL by Rodrive	Lamborghini LP560-4	6	2:05.789	3.272	0.927	169,5	16:51:48
18	2	PAM A.Simonsen/ S.Afanasiev	HTP Gravity Charouz	Mercedes SLS AMG GT3	2	2:06.024	3.507	0.235	169,2	16:48:28
19	21	PRO R.Zonta/ S.Jimenez	BMW Sports Trophy Team Brasil	BMW E89 Z4	2	2:07.487	4.970	1.463	167,2	16:45:09
20	3	GTR P.Charouz/ J.Stovicek	HTP Gravity Charouz	Mercedes SLS AMG GT3	4	2:09.376	6.859	1.889	164,8	16:47:53
29		GTR Y.Michael/ H.Haupt	SMS Seyffarth Motorsport	Mercedes SLS AMG GT3	0					

Publications Time:

Race Director:

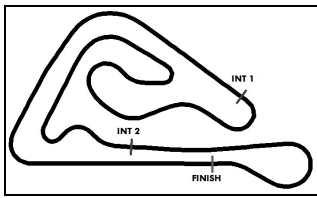
Time Keeping:

ver: 1.0

www.fiagtseries.com

Page 1/ 1 printed: 17.8.2013 16:57





FIA GT Series

Class results Qualifying 2



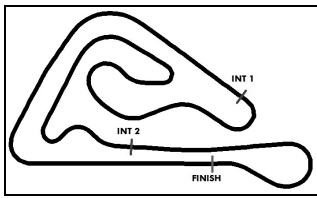
Provisional

Slovakiaring, Length: 5922 m
 Air temperature: 32.3°C
 Track temperature: 30.7°C
 Weather condition: Dry

Saturday 17.8.2013 16:37

started : 21 classified : 21 not classified : 0

Drivers	Team	Car	Lap	Best Time	Gap	Diff	Kph	Day Time
CLASS: PRO CUP								
Started: 11			Classified: 11			Not Classified: 0		
1	9 S.Loeb/A.Parente	Sebastien Loeb Racing	McLaren MP4-12C	4	2:02.517		174,0	16:49:00
2	11 S.Ortelli/L.Vanthoor	Belgian Audi Club Team WRT	Audi R8 LMS	2	2:02.578	0.061	0.061 173,9	16:45:03
3	12 N.Mayr-Melnhof/R.Rast	Team WRT	Audi R8 LMS	3	2:02.645	0.128	0.067 173,8	16:45:40
4	0 A.Khodair/C.Bueno	BMW Sports Trophy Team Brasil	BMW E89 Z4	5	2:02.817	0.300	0.172 173,6	16:51:07
5	10 A.Zuber/M.Parisy	Sebastien Loeb Racing	McLaren MP4-12C	2	2:02.931	0.414	0.114 173,4	16:42:20
6	24 P.Kox/S.Rosina	Lamborghini Blancpain Reiter	Lamborghini LP560-4	6	2:03.162	0.645	0.032 173,1	16:51:11
7	23 A.von Thum und Taxis/M.Basseng	Lamborghini Blancpain Reiter	Lamborghini LP560-4	5	2:03.327	0.810	0.165 172,9	16:49:08
8	1 A.Day/M.Buhk	HTP Gravity Charouz	Mercedes SLS AMG GT3	2	2:03.354	0.837	0.027 172,8	16:43:24
9	13 E.Sandstrom/F.Stippler	Belgian Audi Club Team WRT	Audi R8 LMS	3	2:03.642	1.125	0.288 172,4	16:45:37
10	28 K.Chandhok/J.Seyffarth	SMS Seyffarth Motorsport	Mercedes SLS AMG GT3	6	2:04.466	1.949	0.218 171,3	16:52:32
11	21 R.Zonta/S.Jimenez	BMW Sports Trophy Team Brasil	BMW E89 Z4	2	2:07.487	4.970	1.463 167,2	16:45:09



FIA GT Series

Class results Qualifying 2

Provisional

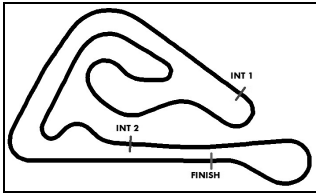


Slovakiaring, Length: 5922 m
Air temperature: 32.3°C
Track temperature: 30.7°C
Weather condition: Dry

Saturday 17.8.2013 16:37

started : 21 classified : 21 not classified : 0

Drivers	Team	Car	Lap	Best Time	Gap	Diff	Kph	Day Time
CLASS: PRO-AM CUP								
Started: 7			Classified: 7			Not Classified: 0		
1 25 H.Proczyk/D.Baumann	GRT Grasser Racing Team	Lamborghini LP560-4	2	2:03.130	0.613	0.199	173,1	16:44:56
2 35 W.Reip/A.Buncombe	Nissan GT Academy Team RJN	Nissan GT-R Nismo GT3	5	2:04.138	1.621	0.496	171,7	16:50:41
3 6 F.Sladecka/A.Ebrahim	BMW Sports Trophy Team India b	BMW E89 Z4	6	2:04.558	2.041	0.092	171,2	16:51:59
4 51 F.Salaquarda/F.Onidi	AF Corse	Ferrari 458 Italia GT3	3	2:04.851	2.334	0.293	170,8	16:47:30
5 14 C.Vieira/C.Campanico	Novadrivier	Audi R8 LMS	6	2:04.862	2.345	0.011	170,7	16:52:41
6 7 M.Stumpf/P.Cunha	ACL by Rodrive	Lamborghini LP560-4	6	2:05.789	3.272	0.927	169,5	16:51:48
7 2 A.Simonsen/S.Afanasiev	HTP Gravity Charouz	Mercedes SLS AMG GT3	2	2:06.024	3.507	0.235	169,2	16:48:28



FIA GT Series

Class results Qualifying 2



Provisional

Slovakiaring, Length: 5922 m
 Air temperature: 32.3°C
 Track temperature: 30.7°C
 Weather condition: Dry

Saturday 17.8.2013 16:37

started : 21 classified : 21 not classified : 0

Drivers	Team	Car	Lap	Best Time	Gap	Diff	Kph	Day Time
CLASS: GENTLEMEN TROPHY								
Started: 3			Classified: 3			Not Classified: 0		
1 50 C.Sdanewitsch/M.Rugolo	AF Corse	Ferrari 458 Italia GT3	3	2:04.248	1.731	0.110	171,6	16:48:03
2 3 P.Charouz/J.Stovicek	HTP Gravity Charouz	Mercedes SLS AMG GT3	4	2:09.376	6.859	1.889	164,8	16:47:53
29 Y.Michael/H.Haupt	SMS Seyffarth Motorsport	Mercedes SLS AMG GT3	0					

Publications Time:

Race Director:


Time Keeping:

ver: 1.0

www.fiagtseries.com

Page 3/ 3 printed: 17.8.2013 16:57





FIA GT Series

Lap analysis Qualifying 2




Provisional

Slovakiaring, Length: 5922 m
 Air temperature: 32.3°C
 Track temperature: 30.7°C
 Weather condition: Dry

Saturday 17.8.2013 16:37

Lap	Time	SE1	SP1	SE2	SP2	SE3	SP3	Lap	Time	SE1	SP1	SE2	SP2	SE3	SP3
0 Allam Khodair, BRA/ Caca Bueno, BRA								theoretical besttime: 2:02.716							
1	3:32.459	2:01.977		1:05.523		24.959		4	4:13.011	2:42.645		1:05.436		24.930	
2	2:03.287	39.244		59.148		24.895		5	2:02.817	38.888		58.933		24.996	
3	2:15.954	39.280		59.542		37.132		6	2:38.510	48.615		1:07.992		41.903	
1 Alon Day, ISR/ Maximilian Buhk, DEU								theoretical besttime: 2:03.242							
1	4:20.951	2:48.489		1:07.450		25.012		4	6:07.318	4:41.500		1:00.090		25.728	
2	2:03.354	39.156		59.340		24.858		5	2:27.871	39.279		1:12.508		36.084	
3	2:08.963	39.044		59.606		30.313									
2 Andreas Simonsen, SWE/ Sergei Afanasiev, RUS								theoretical besttime: 2:05.949							
1	9:21.898	7:55.491		1:01.168		25.239		3	2:11.734	40.007		1:00.836		30.891	
2	2:06.024	40.009		1:00.909		25.106									
3 Petr Charouz, CZE/ Jan Stovicek, CZE								theoretical besttime: 2:08.900							
1	4:24.345	2:49.371		1:09.004		25.970		5	2:11.300	42.287		1:03.469		25.544	
2	2:10.216	42.115		1:02.105		25.996		6	2:09.626	41.724		1:02.431		25.471	
3	2:09.870	41.387		1:02.797		25.686		7	2:36.517	43.858		1:13.260		39.399	
4	2:09.376	41.696		1:02.272		25.408									
6 Filip Sladicka, SVK/ Armaan Ebrahim, IND								theoretical besttime: 2:04.317							
1	2:32.208	1:04.707		1:02.529		24.972		5	3:58.013	2:31.831		1:00.960		25.222	
2	2:04.728	39.671		1:00.023		25.034		6	2:04.558	39.428		59.855		25.275	
3	2:05.398	39.839		1:00.392		25.167		7	2:09.482	39.663		1:04.690		25.129	
4	2:14.558	40.261		1:02.257		32.040		8	2:33.864	49.648		1:08.727		35.489	
7 Matheus Stumpf, BRA/ Patrick Cunha, PRT								theoretical besttime: 2:05.740							
1	2:49.788	1:11.724		1:10.425		27.639		5	3:27.045	1:51.247		1:09.905		25.893	
2	2:07.176	41.332		1:00.480		25.364		6	2:05.789	40.581		59.878		25.330	
3	2:06.710	40.715		1:00.532		25.463		7	2:06.183	40.532		1:00.260		25.391	
4	2:12.004	40.643		1:00.499		30.862		8	2:43.420	52.268		1:14.194		36.958	
9 Sebastien Loeb, FRA/ Alvaro Parente, PRT								theoretical besttime: 2:02.517							
1	4:32.435	2:56.127		1:09.107		27.201		4	2:02.517	38.605		59.225		24.687	
2	2:09.345	39.416		1:00.037		29.892		5	2:05.042	39.058		1:00.029		25.955	
3	3:15.908	1:48.665		1:02.115		25.128		6	2:13.463	39.454		1:03.275		30.734	
10 Andreas Zuber, AUT/ Mike Parisy, FRA								theoretical besttime: 2:02.931							
1	3:17.352	1:46.378		1:06.083		24.891		4	2:25.831	44.186		1:06.897		34.748	
2	2:02.931	38.503		59.610		24.818		5	2:15.972	45.783		1:03.422		26.767	
3	2:13.509	38.639		1:07.632		27.238		6	2:19.947	43.477		1:03.804		32.666	
11 Stephane Ortelli, MCO/ Laurens Vanthoor, BEL								theoretical besttime: 2:02.578							
1	6:00.515	4:30.761		1:04.733		25.021		3	2:10.185	38.734		1:01.243		30.208	
2	2:02.578	38.277		59.275		25.026									
12 Niki Mayr-Melnhof, AUT/ Rene Rast, DEU								theoretical besttime: 2:02.643							
1	4:34.342	3:02.336		1:04.110		27.896		3	2:02.645	38.808		59.053		24.784	
2	2:03.225	38.950		59.493		24.782		4	2:15.677	41.907		1:02.932		30.838	
13 Edward Sandstrom, SWE/ Frank Stippler, DEU								theoretical besttime: 2:03.440							
1	4:29.968	2:53.905		1:08.808		27.255		5	2:07.292	39.149		59.814		28.329	
2	2:04.061	39.319		59.503		25.239		6	2:09.608	41.328		1:02.989		25.291	
3	2:03.642	38.941		59.705		24.996		7	2:20.653	40.012		1:06.532		34.109	
4	2:03.895	38.987		59.824		25.084									



FIA GT Series

Lap analysis Qualifying 2




Provisional

Slovakiaring, Length: 5922 m
Air temperature: 32.3°C
Track temperature: 30.7°C
Weather condition: Dry

Saturday 17.8.2013 16:37

Lap	Time	SE1	SP1	SE2	SP2	SE3	SP3	Lap	Time	SE1	SP1	SE2	SP2	SE3	SP3
14 Carlos Vieira, PRT/ Cesar Campanico, PRT								theoretical besttime: 2:04.862							
1	3:43.937	2:14.484		1:03.829		25.624		5	3:22.377	1:51.751		1:04.853		25.773	
2	2:05.896	40.805		59.719		25.372		6	2:04.862	39.947		59.649		25.266	
3	2:05.362	40.255		59.784		25.323		7	2:34.473	46.496		1:13.196		34.781	
4	2:19.167	45.310		1:03.675		30.182									
21 Ricardo Zonta, BRA/ Sergio Jimenez, BRA								theoretical besttime: 2:07.332							
1	6:02.207	4:31.395		1:05.247		25.565		3	2:26.711	40.742		1:01.231		44.738	
2	2:07.487	40.618		1:01.386		25.483		4	4:35.369	2:24.800		1:24.231		46.338	
23 Albert von Thurn und Taxis, DEU/ Marc Basseng, DEU								theoretical besttime: 2:03.036							
1	2:43.791	1:14.433		1:03.927		25.431		5	2:03.327	39.204		59.141		24.982	
2	2:03.616	39.204		59.627		24.785		6	2:03.773	39.110		59.725		24.938	
3	2:11.517	39.666		59.670		32.181		7	2:14.101	39.524		1:01.776		32.801	
4	3:06.491	1:40.401		1:00.974		25.116									
24 Peter Kox, NLD/ Stefan Rosina, SVK								theoretical besttime: 2:03.069							
1	2:48.137	1:19.706		1:01.522		26.909		5	2:58.589	1:31.705		1:00.436		26.448	
2	2:03.676	39.344		59.423		24.909		6	2:03.162	39.156		59.004		25.002	
3	2:03.857	39.192		59.453		25.212		7	2:03.181	39.156		59.026		24.999	
4	2:13.774	41.320		1:03.349		29.105		8	2:35.761	53.222		1:08.667		33.872	
25 Hari Proczyk, AUT/ Dominik Baumann, DEU								theoretical besttime: 2:03.130							
1	5:53.331	4:20.754		1:07.537		25.040		4	2:09.091	42.881		1:01.322		24.888	
2	2:03.130	39.309		59.197		24.624		5	2:04.297	39.369		1:00.075		24.853	
3	2:25.884	42.492		1:17.595		25.797		6	2:12.165	39.404		59.690		33.071	
28 Karun Chandhok, IND/ Jan Seyffarth, DEU								theoretical besttime: 2:04.314							
1	2:38.981	1:12.329		1:01.437		25.215		5	2:04.958	39.544		1:00.108		25.306	
2	2:11.437	39.951		59.942		31.544		6	2:04.466	39.460		59.863		25.143	
3	4:28.516	3:02.734		1:00.278		25.504		7	2:29.828	49.862		1:05.589		34.377	
4	2:04.489	39.635		59.823		25.031									
29 Yenci Michael, DEU/ Hubert Haupt, DEU								theoretical besttime:							
1	6:25.056	4:40.582		1:04.307		40.167									
35 Wolfgang Reip, BEL/ Alex Buncombe, GBR								theoretical besttime: 2:03.938							
1	5:23.899	3:47.855		1:06.928		29.116		4	2:04.265	39.022		1:00.026		25.217	
2	2:04.318	39.227		1:00.090		25.001		5	2:04.138	38.972		1:00.072		25.094	
3	2:04.336	38.911		1:00.177		25.248		6	2:22.895	41.363		1:07.415		34.117	
50 Claudio Sdanewitsch, DEU/ Michele Rugolo, ITA								theoretical besttime: 2:03.934							
1	6:47.117	5:06.964		1:10.256		29.897		3	2:04.248	39.460		59.888		24.900	
2	2:12.122	39.667		1:04.262		28.193		4	2:14.366	39.146		1:00.714		34.506	
51 Filip Salaquarda, CZE/ Fabio Onidi, ITA								theoretical besttime: 2:04.851							
1	6:19.426	4:41.283		1:12.068		26.075		4	2:17.636	39.981		1:11.872		25.783	
2	2:05.780	40.357		1:00.446		24.977		5	2:06.128	40.010		1:00.950		25.168	
3	2:04.851	39.878		1:00.051		24.922		6	2:18.223	42.138		1:03.410		32.675	



FIA GT Series

Superpole result Superpole



Official

Slovakiaring, Length: 5922 m
 Air temperature: 32.2°C
 Track temperature: 30.1°C
 Weather condition: Dry

Saturday 17.8.2013 17:00

started : 21 classified : 20 not classified : 1

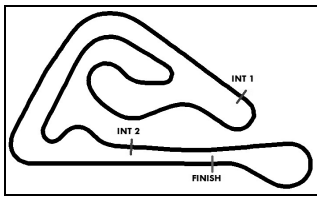
Drivers	Team	Car	Time 1	Lap	Time 2	Lap	Time 3	Lap
1 12 N.Mayr-Melnhof/ R.Rast	Team WRT	Audi R8 LMS	2:18.991	2	2:02.645	3	2:01.717	2
2 24 P.Kox/ S.Rosina	Lamborghini Blancpain Reiter	Lamborghini LP560-4	2:03.528	4	2:03.162	6	2:02.149	2
3 2 A.Simonsen /S.Afanasiev	HTP Gravity Charouz	Mercedes SLS AMG GT3	2:03.340	4	2:06.024	2	2:02.623	2
4 0 A.Khodair/C.Bueno	BMW Sports Trophy Team Brasil	BMW E89 Z4	2:04.061	3	2:02.817	5	2:02.791	2
5 25 H.Proczyk /D.Baumann	GRT Grasser Racing Team	Lamborghini LP560-4	2:02.949	3	2:03.130	2	2:03.044	3
6 1 A.Day/ M.Buhk	HTP Gravity Charouz	Mercedes SLS AMG GT3	2:03.978	2	2:03.354	2	2:03.078	3
7 23 A.von Thurn und Taxis/ M.Basseng	Lamborghini Blancpain Reiter	Lamborghini LP560-4	2:04.674	3	2:03.327	5	2:03.334	2
8 9 S.Loeb/ A.Parente	Sebastien Loeb Racing	McLaren MP4-12C	2:03.820	2	2:02.517	4		
9 11 S.Ortelli/ L.Vanthoor	Belgian Audi Club Team WRT	Audi R8 LMS	2:02.727	2	2:02.578	2		
10 10 A.Zuber/ M.Parisy	Sebastien Loeb Racing	McLaren MP4-12C	2:03.568	4	2:02.931	2		
11 13 E.Sandstrom/ F.Stippler	Belgian Audi Club Team WRT	Audi R8 LMS	2:24.459	2	2:03.642	3		
12 35 W.Reip /A.Buncombe	Nissan GT Academy Team RJN	Nissan GT-R Nismo GT3	2:03.644	2	2:04.138	5		
13 51 F.Salaquarda /F.Onidi	AF Corse	Ferrari 458 Italia GT3	2:04.042	2	2:04.851	3		
14 50 C.Sdanewitsch/ M.Rugolo	AF Corse	Ferrari 458 Italia GT3	2:08.186	2	2:04.248	3		
15 28 K.Chandhok /J.Seyffarth	SMS Seyffarth Motorsport	Mercedes SLS AMG GT3	2:04.300	2	2:04.466	6		
16 7 M.Stumpf /P.Cunha	ACL by Rodrive	Lamborghini LP560-4	2:04.480	5	2:05.789	6		
17 6 F.Sladecka/ A.Ebrahim	BMW Sports Trophy Team India	BMW E89 Z4	2:04.768	4	2:04.558	6		
18 14 C.Vieira/ C.Campanico	Novadriver	Audi R8 LMS	2:05.447	7	2:04.862	6		
19 21 R.Zonta /S.Jimenez	BMW Sports Trophy Team Brasil	BMW E89 Z4	2:05.933	2	2:07.487	2		
20 3 P.Charouz/ J.Stovicek	HTP Gravity Charouz	Mercedes SLS AMG GT3	2:09.958	3	2:09.376	4		
not classified								
29 Y.Michael/H.Haupt	SMS Seyffarth Motorsport	Mercedes SLS AMG GT3						

Following stewards decision no. 19, 20, 21 - cancelation of all superpole times for cars no. 9, 10, 11

Steward:

Steward:

Steward:



FIA GT Series

Class results Superpole



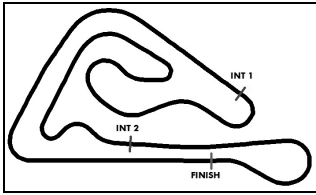
Provisional

Slovakiaring, Length: 5922 m
 Air temperature: 32.9°C
 Track temperature: 30.4°C
 Weather condition: Dry

Saturday 17.8.2013 17:00

started : 10 classified : 10 not classified : 0

Drivers	Team	Car	Lap	Best Time	Gap	Diff	Kph	Day Time
CLASS: PRO CUP								
Started: 8			Classified: 8			Not Classified: 0		
1 12 N.Mayr-Melnhof/R.Rast	Team WRT	Audi R8 LMS	2	2:01.717			175,2	17:06:31
2 10 A.Zuber/M.Parisy	Sebastien Loeb Racing	McLaren MP4-12C	2	2:01.956	0.239	0.239	174,8	17:06:04
3 9 S.Loeb/A.Parente	Sebastien Loeb Racing	McLaren MP4-12C	2	2:02.019	0.302	0.063	174,7	17:07:22
4 11 S.Ortelli/L.Vanthoor	Belgian Audi Club Team WRT	Audi R8 LMS	2	2:02.095	0.378	0.076	174,6	17:06:55
5 24 P.Kox/S.Rosina	Lamborghini Blancpain Reiter	Lamborghini LP560-4	2	2:02.149	0.432	0.054	174,5	17:05:10
6 0 A.Khodair/C.Bueno	BMW Sports Trophy Team Brasil	BMW E89 Z4	2	2:02.791	1.074	0.168	173,6	17:06:20
7 1 A.Day/M.Buhk	HTP Gravity Charouz	Mercedes SLS AMG GT3	3	2:03.078	1.361	0.034	173,2	17:06:11
8 23 A.von Thum und Taxis/M.Basseng	Lamborghini Blancpain Reiter	Lamborghini LP560-4	2	2:03.334	1.617	0.256	172,9	17:04:57



FIA GT Series

Class results Superpole

Provisional



Slovakiaring, Length: 5922 m
 Air temperature: 32.9°C
 Track temperature: 30.4°C
 Weather condition: Dry

Saturday 17.8.2013 17:00

started : 10 classified : 10 not classified : 0

Drivers	Team	Car	Lap	Best Time	Gap	Diff	Kph	Day Time
---------	------	-----	-----	-----------	-----	------	-----	----------

CLASS: PRO-AM CUP

Started: 2 Classified: 2 Not Classified: 0

1	2	A.Simonsen/S.Afanasiev	HTP Gravity Charouz	Mercedes SLS AMG GT3	2	2:02.623	0.906	0.474	173,9	17:04:33
2	25	H.Proczyk/D.Baumann	GRT Grasser Racing Team	Lamborghini LP560-4	3	2:03.044	1.327	0.253	173,3	17:07:46

Publications Time:

Race Director:

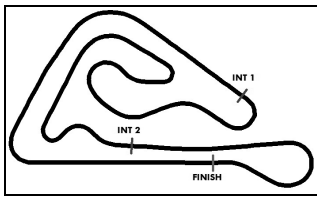
Time Keeping:

ver: 1.0

www.fiagtseries.com

Page 2/ 2 printed: 17.8.2013 17:12





FIA GT Series

Lap analysis Superpole

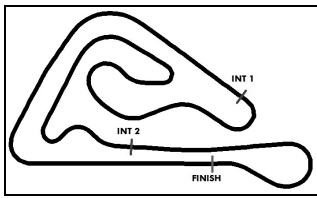


Provisional

Slovakiaring, Length: 5922 m
 Air temperature: 32.9°C
 Track temperature: 30.4°C
 Weather condition: Dry

Saturday 17.8.2013 17:00

Lap	Time	SE1	SP1	SE2	SP2	SE3	SP3	Lap	Time	SE1	SP1	SE2	SP2	SE3	SP3
0 Allam Khodair, BRA/ Caca Bueno, BRA								theoretical besttime: 2:02.791							
1	4:17.973	2:50.722		1:02.496		24.755		3	2:34.654	43.304		1:11.729		39.621	
2	2:02.791	38.974		58.742		25.075									
1 Alon Day, ISR/ Maximilian Buhk, DEU								theoretical besttime: 2:02.960							
1	2:04.889	39.217		1:00.534		25.138		3	2:03.078	38.919		59.475		24.684	
2	2:03.123	39.052		59.357		24.714		4	2:27.632	46.343		1:07.576		33.713	
2 Andreas Simonsen, SWE/ Sergei Afanasiev, RUS								theoretical besttime: 2:02.623							
1	2:31.011	1:02.656		1:03.285		25.070		3	2:04.172	39.183		59.485		25.504	
2	2:02.623	39.023		58.773		24.827		4	2:20.937	42.795		1:05.680		32.462	
9 Sebastien Loeb, FRA/ Alvaro Parente, PRT								theoretical besttime: 2:02.019							
1	5:20.592	3:52.701		1:02.825		25.066		3	2:07.386	38.674		1:00.614		28.098	
2	2:02.019	38.314		59.102		24.603		4	2:25.631	46.665		1:03.511		35.455	
10 Andreas Zuber, AUT/ Mike Parisy, FRA								theoretical besttime: 2:01.840							
1	4:02.077	2:32.799		1:04.284		24.994		3	2:06.420	38.345		1:01.771		26.304	
2	2:01.956	38.461		58.880		24.615		4	2:19.067	41.574		1:03.317		34.176	
11 Stephane Ortelli, MCO/ Laurens Vanthoor, BEL								theoretical besttime: 2:02.095							
1	4:53.729	3:28.361		1:00.428		24.940		3	2:02.478	38.261		59.244		24.973	
2	2:02.095	38.251		59.048		24.796		4	2:26.704	50.956		1:03.399		32.349	
12 Niki Mayr-Melnhof, AUT/ Rene Rast, DEU								theoretical besttime: 2:01.717							
1	4:30.089	3:03.932		1:01.355		24.802		3	2:03.107	38.781		59.333		24.993	
2	2:01.717	38.624		58.454		24.639		4	2:30.127	45.955		1:06.294		37.878	
23 Albert von Thurn und Taxis, DEU/ Marc Basseng, DEU								theoretical besttime: 2:03.334							
1	2:53.570	1:26.642		1:01.834		25.094		3	2:03.783	39.299		59.476		25.008	
2	2:03.334	39.091		59.365		24.878		4	2:20.531	41.823		1:02.166		36.542	
24 Peter Kox, NLD/ Stefan Rosina, SVK								theoretical besttime: 2:02.149							
1	3:08.677	1:43.906		59.971		24.800		3	2:16.399	39.014		1:09.809		27.576	
2	2:02.149	38.674		58.628		24.847		4	2:22.971	45.809		1:04.190		32.972	
25 Hari Proczyk, AUT/ Dominik Baumann, DEU								theoretical besttime: 2:03.002							
1	3:39.983	2:10.902		1:04.324		24.757		3	2:03.044	39.072		59.401		24.571	
2	2:03.148	39.050		59.381		24.717		4	2:30.214	45.512		1:07.009		37.693	



FIA GT Series

Start Grid Qualifying Race

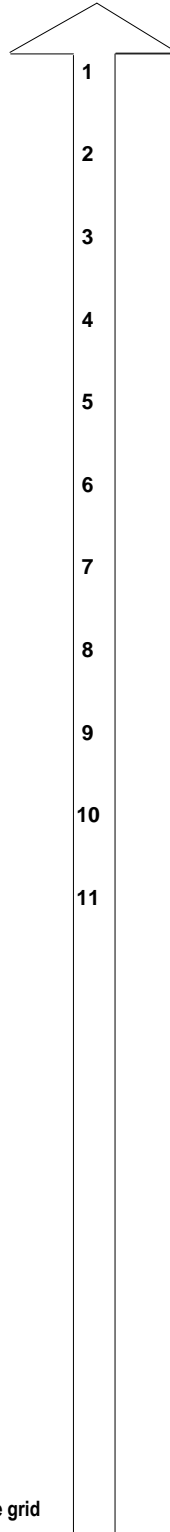


Official

Slovakiaring, Length: 5922 m
Air temperature: 22.8°C
Track temperature: 45.3°C
Weather condition: Dry

Sunday 18.8.2013 10:15

24 Lamborghini Blancpain Reiter Peter Kox/ Stefan Rosina
0 BMW Sports Trophy Team Brasil Allam Khodair/ Caca Bueno
1 HTP Gravity Charouz Alon Day/ Maximilian Buhk
9 Sebastien Loeb Racing Sebastien Loeb/ Alvaro Parente
10 Sebastien Loeb Racing Andreas Zuber/ Mike Parisy
35 Nissan GT Academy Team RJN Wolfgang Reip/ Alex Buncombe
50 AF Corse Claudio Sdanewitsch/ Michele Rugolo
7 ACL by Rodrive Matheus Stumpf/ Patrick Cunha
14 Novadriver Carlos Vieira/ Cesar Campanico
3 HTP Gravity Charouz Petr Charouz/ Jan Stovicek



POLE POSITION


12 Team WRT Niki Mayr-Melnhof/ Rene Rast
2 HTP Gravity Charouz Andreas Simonsen/ Sergei Afanasiev
25 GRT Grasser Racing Team Hari Proczyk/ Dominik Baumann
23 Lamborghini Blancpain Reiter Albert von Thurn und Taxis/ Marc Basseng
11 Belgian Audi Club Team WRT Stephane Ortelli/ Laurens Vanthoor
13 Belgian Audi Club Team WRT Edward Sandstrom/ Frank Stippler
51 AF Corse Filip Salaquarda/ Fabio Onidi
28 SMS Seyffarth Motorsport Karun Chandhok/ Jan Seyffarth
6 BMW Sports Trophy Team India by Filip Sladecka/ Armaan Ebrahim
21 BMW Sports Trophy Team Brasil Ricardo Zonta/ Sergio Jimenez
29 SMS Seyffarth Motorsport Yenci Michael/ Hubert Haupt

Following stewards decision no. 26 - car no. 29 has to start fro the back of the grid

Steward:

Steward:

Steward:



FIA GT Series

Result List Qualifying Race



Provisional

Slovakiaring, Length: 5922 m
Air temperature: 31.1°C
Track temperature: 52.8°C
Weather condition: Dry

Sunday 18.8.2013 10:15

started : 21 classified : 18 not classified : 3

	Cl.	Drivers	Team	Car	Laps	Total Time	Gap	Kph	Lap	Time	Kph
1	9	PRO S.Loeb/A.Parente	Sebastien Loeb Racing	McLaren MP4-12C	27	1:01:58.216		154,8	12	2:04.234	171,6
2	11	PRO S.Ortelli/L.Vanthoor	Belgian Audi Club Team WRT	Audi R8 LMS	27	1:02:02.969	4.753	154,6	14	2:03.595	172,5
3	24	PRO P.Kox/S.Rosina	Lamborghini Blancpain Reiter	Lamborghini LP560-4	27	1:02:03.570	5.354	154,6	17	2:04.701	171,0
4	10	PRO A.Zuber/M.Parisy	Sebastien Loeb Racing	McLaren MP4-12C	27	1:02:06.323	8.107	154,5	14	2:04.496	171,2
5	12	PRO N.Mayr-Melnhof/R.Rast	Team WRT	Audi R8 LMS	27	1:02:11.917	13.701	154,2	2	2:03.707	172,3
6	2	PAM A.Simonsen/S.Afanasiev	HTP Gravity Charouz	Mercedes SLS AMG GT3	27	1:02:12.411	14.195	154,2	15	2:04.457	171,3
7	0	PRO A.Khodair/C.Bueno	BMW Sports Trophy Team Brasil	BMW E89 Z4	27	1:02:13.013	14.797	154,2	15	2:04.950	170,6
8	21	PRO R.Zonta/S.Jimenez	BMW Sports Trophy Team Brasil	BMW E89 Z4	27	1:02:18.269	20.053	154,0	18	2:05.432	170,0
9	13	PRO E.Sandstrom/F.Stippler	Belgian Audi Club Team WRT	Audi R8 LMS	27	1:02:19.239	21.023	153,9	12	2:03.988	171,9
10	1	PRO A.Day/M.Buhk	HTP Gravity Charouz	Mercedes SLS AMG GT3	27	1:02:23.245	25.029	153,8	12	2:04.005	171,9
11	23	PRO A.von Thurn und Taxis/M.Basseng	Lamborghini Blancpain Reiter	Lamborghini LP560-4	27	1:02:28.176	29.960	153,6	12	2:05.377	170,0
12	35	PAM W.Reip/A.Buncombe	Nissan GT Academy Team RJN	Nissan GT-R Nismo GT3	27	1:02:31.407	33.191	153,4	13	2:05.444	169,9
13	51	PAM F.Salaquarda/F.Onidi	AF Corse	Ferrari 458 Italia GT3	27	1:02:31.874	33.658	153,4	12	2:04.345	171,5
14	25	PAM H.Proczyk/D.Baumann	GRT Grasser Racing Team	Lamborghini LP560-4	27	1:02:48.049	49.833	152,8	14	2:04.505	171,2
15	7	PAM M.Stumpf/P.Cunha	ACL by Rodrive	Lamborghini LP560-4	27	1:02:50.849	52.633	152,6	13	2:05.567	169,8
16	50	GTR C.Sdanewitsch/M.Rugolo	AF Corse	Ferrari 458 Italia GT3	27	1:03:48.390	1:50.174	150,4	12	2:04.617	171,1
17	14	PAM C.Vieira/C.Campanico	Novadrivier	Audi R8 LMS	26	1:02:18.135	1 LAP	148,3	13	2:06.066	169,1
18	3	GTR P.Charouz/J.Stovicek	HTP Gravity Charouz	Mercedes SLS AMG GT3	26	1:02:45.283	1 LAP	147,2	3	2:09.760	164,3
not classified											
29	GTR	Y.Michael/H.Haupt	SMS Seyffarth Motorsport	Mercedes SLS AMG GT3	17	48:55.403	10LAPS	123,5	12	2:06.429	168,6
28	PRO	K.Chandhok/J.Seyffarth	SMS Seyffarth Motorsport	Mercedes SLS AMG GT3	10	25:50.767	17LAPS	137,5	3	2:05.540	169,8
6	PAM	F.Sladecka/A.Ebrahim	BMW Sports Trophy Team India by	BMW E89 Z4	3	6:31.195	24LAPS	163,5	3	2:06.965	167,9

Fastest lap of the race. Car 11 driver Ortelli on lap 14. Time 2:03.595, average speed 172,5 km/h.

Publications Time:

Race Director:


Time Keeping:

ver: 1.0

www.fiagtseries.com

Page 1/ 1 printed: 18.8.2013 11:20





FIA GT Series

Class results Qualifying Race



Provisional

Slovakiaring, Length: 5922 m
Air temperature: 31.1°C
Track temperature: 52.8°C
Weather condition: Dry

Sunday 18.8.2013 10:15

started : 21 classified : 18 not classified : 3

	Drivers	Team	Car	Laps	Time	Gap	Kph	Best	Lap	
CLASS: PAM										
Started: 7 Classified: 6 Not Classified: 1										
1	2	Simonsen/Afnasiev	HTP Gravity Charouz(DEU)	Mercedes SLS AMG GT3	27	1:02:12.411	14.195	154,2	2:04.457	15
2	35	Reip/Buncombe	Nissan GT Academy Team RJN	Nissan GT-R Nismo GT3	27	1:02:31.407	33.191	153,4	2:05.444	13
3	51	Salaquarda/Onidi	AF Corse(ITA)	Ferrari 458 Italia GT3	27	1:02:31.874	33.658	153,4	2:04.345	12
4	25	Proczyk/Baumann	GRT Grasser Racing Team(AUT)	Lamborghini LP560-4	27	1:02:48.049	49.833	152,8	2:04.505	14
5	7	Stumpf/Cunha	ACL by Rodrive(PRT)	Lamborghini LP560-4	27	1:02:50.849	52.633	152,6	2:05.567	13
6	14	Vieira/Campanico	Novadriver(PRT)	Audi R8 LMS	26	1:02:18.135	1 LAP	148,3	2:06.066	13

not classified

6 Sladecka/Ebrahim BMW Sports Trophy Team India BMW E89 Z4 3 6:31.195 24LAPS 163,5 2:06.965 3

Fastest lap of the class. Car 51 driver Filip Salaquarda on lap 14. Time 2:04.345, average speed 171,5 km/h.

CLASS: PRO

Started: 11 Classified: 10 Not Classified: 1

1	9	Loeb/Parente	Sebastien Loeb Racing(FRA)	McLaren MP4-12C	27	1:01:58.216		154,8	2:04.234	12
2	11	Ortelli/Vanthoor	Belgian Audi Club Team WRT(Bel)	Audi R8 LMS	27	1:02:02.969	4.753	154,6	2:03.595	14
3	24	Kox/Rosina	Lamborghini Blancpain Reiter(DE)	Lamborghini LP560-4	27	1:02:03.570	5.354	154,6	2:04.701	17
4	10	Zuber/Parisy	Sebastien Loeb Racing(FRA)	McLaren MP4-12C	27	1:02:06.323	8.107	154,5	2:04.496	14
5	12	Mayr-Melnhof/Rast	Team WRT(BEL)	Audi R8 LMS	27	1:02:11.917	13.701	154,2	2:03.707	2
6	0	Khodair/Bueno	BMW Sports Trophy Team Brasil	BMW E89 Z4	27	1:02:13.013	14.797	154,2	2:04.950	15
7	21	Zonta/Jimenez	BMW Sports Trophy Team Brasil	BMW E89 Z4	27	1:02:18.269	20.053	154,0	2:05.432	18
8	13	Sandstrom/Stippler	Belgian Audi Club Team WRT(Bel)	Audi R8 LMS	27	1:02:19.239	21.023	153,9	2:03.988	12
9	1	Day/Buhk	HTP Gravity Charouz(DEU)	Mercedes SLS AMG GT3	27	1:02:23.245	25.029	153,8	2:04.005	12
10	23	von Thurn und Taxis/Basseng	Lamborghini Blancpain Reiter(DE)	Lamborghini LP560-4	27	1:02:28.176	29.960	153,6	2:05.377	12

not classified

28 Chandhok/Seyffarth SMS Seyffarth Motorsport(DEU) Mercedes SLS AMG GT3 10 25:50.767 17LAPS 137,5 2:05.540 3

Fastest lap of the class. Car 11 driver Stephane Ortelli on lap 14. Time 2:03.595, average speed 172,5 km/h.

CLASS: GTR

Started: 3 Classified: 2 Not Classified: 1

1	50	Sdanewitsch/Rugolo	AF Corse(ITA)	Ferrari 458 Italia GT3	27	1:03:48.390	1:50.174	150,4	2:04.617	12
2	3	Charouz/Stovicek	HTP Gravity Charouz(CZE)	Mercedes SLS AMG GT3	26	1:02:45.283	1 LAP	147,2	2:09.760	3

not classified

29 Michael/Haupt SMS Seyffarth Motorsport(DEU) Mercedes SLS AMG GT3 17 48:55.403 10LAPS 123,5 2:06.429 12

Fastest lap of the class. Car 50 driver Michele Rugolo on lap 14. Time 2:04.617, average speed 171,1 km/h.

Fastest lap of the race. Car 11 driver Ortelli on lap 14. Time 2:03.595, average speed 172,5 km/h.

Publications Time:

Race Director:


Time Keeping:

ver: 1.0

www.fiagtseries.com

Page 1/ 1 printed: 18.8.2013 11:20





FIA GT Series

Lap analysis Qualifying Race



Provisional

Slovakiaring, Length: 5922 m
 Air temperature: 31.1°C
 Track temperature: 52.8°C
 Weather condition: Dry


Sunday 18.8.2013 10:15

Lap	Time	SE1	SP1	SE2	SP2	SE3	SP3	Lap	Time	SE1	SP1	SE2	SP2	SE3	SP3
0 Allam Khodair, BRA/ Caca Bueno, BRA								theoretical besttime: 2:04.553							
1	2:11.517	46.235		1:00.064		25.218		15	2:04.950	39.365		1:00.440		25.145	
2	2:05.652	40.193		1:00.195		25.264		16	2:05.128	39.418		1:00.571		25.139	
3	2:05.518	40.057		1:00.194		25.267		17	2:05.136	39.337		1:00.581		25.218	
4	2:05.310	39.793		1:00.238		25.279		18	2:05.036	39.376		1:00.419		25.241	
5	2:15.894	40.891		1:08.981		26.022		19	2:05.633	39.321		1:00.954		25.358	
6	3:07.694	1:02.396		1:28.634		36.664		20	2:05.518	39.521		1:00.719		25.278	
7	3:03.833	1:05.025		1:21.081		37.727		21	2:05.188	39.303		1:00.543		25.342	
8	3:01.644	1:02.565		1:23.183		35.896		22	2:05.631	39.444		1:00.923		25.264	
9	2:53.872	59.190		1:21.628		33.054		23	2:05.546	39.443		1:00.949		25.154	
10	2:56.092	57.117		1:29.087		29.888		24	2:07.616	39.522		1:02.589		25.505	
11	2:55.761	1:29.950		1:00.755		25.056		25	2:06.148	39.643		1:01.131		25.374	
12	2:05.476	39.998		1:00.383		25.095		26	2:05.873	39.635		1:00.913		25.325	
13	2:05.009	39.361		1:00.478		25.170		27	2:07.068	39.754		1:01.951		25.363	
14	2:05.270	39.545		1:00.561		25.164									

1 Alon Day, ISR/ Maximilian Buhk, DEU								theoretical besttime: 2:03.805							
1	2:10.441	45.479		59.860		25.102		15	2:04.648	39.518		1:00.014		25.116	
2	2:05.273	39.594		1:00.517		25.162		16	2:05.185	39.714		1:00.353		25.118	
3	2:05.175	39.413		1:00.772		24.990		17	2:05.081	39.443		1:00.489		25.149	
4	2:04.918	39.190		1:00.395		25.333		18	2:05.007	39.379		1:00.393		25.235	
5	2:16.376	39.615		1:09.429		27.332		19	2:05.891	39.606		1:00.883		25.402	
6	3:08.224	1:02.920		1:29.249		36.055		20	2:05.630	39.622		1:00.771		25.237	
7	3:04.062	1:04.879		1:21.512		37.671		21	2:06.018	39.508		1:01.229		25.281	
8	3:01.076	1:02.101		1:22.633		36.342		22	2:05.572	39.676		1:00.586		25.310	
9	2:54.696	59.270		1:21.944		33.482		23	2:05.650	39.723		1:00.702		25.225	
10	2:55.596	56.641		1:29.020		29.935		24	2:05.777	39.266		1:01.020		25.491	
11	2:50.383	1:25.029		1:00.179		25.175		25	2:05.687	39.593		1:00.782		25.312	
12	2:04.005	39.331		59.625		25.049		26	2:10.650	39.550		1:01.123		29.977	
13	2:05.037	39.534		1:00.308		25.195		27	2:23.083	56.304		1:01.199		25.580	
14	2:04.104	39.340		59.768		24.996									

2 Andreas Simonsen, SWE/ Sergei Afanasiev, RUS								theoretical besttime: 2:03.913							
1	2:12.401	46.592		1:00.746		25.063		15	2:04.457	39.249		1:00.282		24.926	
2	2:05.523	40.044		1:00.389		25.090		16	2:05.055	39.395		1:00.623		25.037	
3	2:05.819	40.148		1:00.565		25.106		17	2:05.173	39.373		1:00.649		25.151	
4	2:05.414	39.541		1:00.729		25.144		18	2:05.367	39.399		1:00.872		25.096	
5	2:15.677	40.176		1:09.140		26.361		19	2:06.188	39.780		1:01.303		25.105	
6	3:07.658	1:02.209		1:28.627		36.822		20	2:05.106	39.461		1:00.649		24.996	
7	3:03.585	1:05.023		1:20.858		37.704		21	2:04.965	39.295		1:00.605		25.065	
8	3:01.714	1:02.487		1:23.116		36.111		22	2:05.391	39.211		1:01.049		25.131	
9	2:53.700	59.083		1:21.375		33.242		23	2:06.226	39.510		1:01.689		25.027	
10	2:51.705	57.317		1:28.835		25.553		24	2:06.449	39.544		1:01.575		25.330	
11	2:10.876	40.514		1:00.667		29.695		25	2:06.383	39.789		1:01.263		25.331	
12	2:53.090	1:28.388		59.857		24.845		26	2:06.399	40.144		1:01.100		25.155	
13	2:05.169	39.921		1:00.319		24.929		27	2:07.994	41.024		1:01.546		25.424	
14	2:04.927	39.292		1:00.724		24.911									

3 Petr Charouz, CZE/ Jan Stovicek, CZE								theoretical besttime: 2:09.607							
1	2:21.920	52.518		1:03.357		26.045		15	2:11.303	42.222		1:02.933		26.148	
2	2:11.155	42.589		1:02.924		25.642		16	2:12.003	42.393		1:03.493		26.117	
3	2:09.760	41.737		1:02.529		25.494		17	2:11.658	42.049		1:03.673		25.936	
4	2:10.073	41.814		1:02.625		25.634		18	2:11.657	41.907		1:03.473		26.277	
5	2:15.929	43.340		1:06.605		25.984		19	2:10.399	41.720		1:02.845		25.834	
6	2:55.308	49.170		1:29.329		36.809		20	2:10.906	41.584		1:02.954		26.368	
7	3:03.101	1:04.679		1:21.907		36.515		21	2:19.269	43.570		1:08.381		27.318	
8	3:01.863	1:02.232		1:26.306		33.325		22	2:13.065	43.197		1:04.024		25.844	
9	2:53.406	58.157		1:22.362		32.887		23	2:12.681	42.571		1:03.747		26.363	
10	2:51.393	56.785		1:28.023		26.585		24	2:12.936	42.257		1:04.628		26.051	
11	2:12.836	42.574		1:04.232		26.030		25	2:11.369	42.055		1:03.504		25.810	
12	2:18.566	42.959		1:04.237		31.370		26	2:12.258	42.302		1:03.648		26.308	
13	3:39.228	2:09.566		1:03.863		25.799									



FIA GT Series

Lap analysis Qualifying Race



Provisional

Slovakiaring, Length: 5922 m
 Air temperature: 31.1°C
 Track temperature: 52.8°C
 Weather condition: Dry

Sunday 18.8.2013 10:15

Lap	Time	SE1	SP1	SE2	SP2	SE3	SP3	Lap	Time	SE1	SP1	SE2	SP2	SE3	SP3
14	2:11.241	42.355		1:02.818		26.068									

6 Filip Sladicka, SVK/ Armaan Ebrahim, IND theoretical besttime: 2:06.684

1	2:17.059	49.845		1:01.780		25.434		3	2:06.965	40.280		1:01.358		25.327	
2	2:07.171	40.767		1:01.078		25.326									

7 Matheus Stumpf, BRA/ Patrick Cunha, PRT theoretical besttime: 2:05.530

1	2:17.878	50.267		1:01.811		25.800		15	2:06.988	40.356		1:01.205		25.427	
2	2:08.284	41.028		1:01.143		26.113		16	2:06.415	40.034		1:00.837		25.544	
3	2:10.097	42.602		1:01.497		25.998		17	2:07.268	40.971		1:00.774		25.523	
4	2:09.732	41.300		1:02.047		26.385		18	2:06.186	39.874		1:00.760		25.552	
5	2:17.533	43.442		1:06.757		27.334		19	2:06.558	40.201		1:00.825		25.532	
6	2:58.160	52.427		1:28.479		37.254		20	2:06.473	40.117		1:00.969		25.387	
7	3:03.880	1:04.898		1:21.212		37.770		21	2:06.096	39.924		1:00.713		25.459	
8	3:01.678	1:02.231		1:26.315		33.132		22	2:06.772	40.025		1:01.188		25.559	
9	2:53.406	58.506		1:21.893		33.007		23	2:06.438	40.039		1:00.958		25.441	
10	2:55.375	56.939		1:27.652		30.784		24	2:06.549	39.938		1:01.058		25.553	
11	3:10.480	1:44.399		1:00.598		25.483		25	2:06.215	39.896		1:00.946		25.373	
12	2:07.379	40.465		1:01.476		25.438		26	2:06.506	39.927		1:01.117		25.462	
13	2:05.567	39.887		1:00.283		25.397		27	2:06.375	39.925		1:01.021		25.429	
14	2:06.561	40.022		1:01.066		25.473									

9 Sebastien Loeb, FRA/ Alvaro Parente, PRT theoretical besttime: 2:03.875


1	2:08.937	43.514		1:00.190		25.233		15	2:04.792	39.529		1:00.317		24.946	
2	2:05.181	39.959		59.951		25.271		16	2:05.107	39.365		1:00.449		25.293	
3	2:04.454	39.306		1:00.260		24.888		17	2:05.224	39.566		1:00.645		25.013	
4	2:04.332	39.036		1:00.348		24.948		18	2:06.349	39.634		1:01.361		25.354	
5	2:15.477	39.161		1:07.795		28.521		19	2:05.774	39.320		1:01.147		25.307	
6	3:09.291	1:03.663		1:30.034		35.594		20	2:05.186	39.104		1:00.881		25.201	
7	3:04.187	1:04.466		1:22.444		37.277		21	2:05.375	39.341		1:00.898		25.136	
8	3:00.361	1:01.994		1:23.544		34.823		22	2:05.825	39.666		1:00.852		25.307	
9	2:55.566	59.929		1:21.763		33.874		23	2:05.310	39.358		1:00.807		25.145	
10	2:51.354	56.676		1:29.624		25.054		24	2:05.237	39.281		1:00.846		25.110	
11	2:04.965	39.955		1:00.094		24.916		25	2:05.330	39.348		1:00.813		25.169	
12	2:04.234	39.271		1:00.058		24.905		26	2:05.791	39.313		1:01.257		25.221	
13	2:09.424	39.389		1:00.336		29.699		27	2:05.906	39.616		1:01.141		25.149	
14	2:49.247	1:24.059		1:00.220		24.968									

10 Andreas Zuber, AUT/ Mike Parisy, FRA theoretical besttime: 2:04.248

1	2:13.092	46.709		1:01.137		25.246		15	2:04.846	39.148		1:00.591		25.107	
2	2:05.447	39.559		1:00.754		25.134		16	2:05.242	39.224		1:00.859		25.159	
3	2:05.663	39.703		1:00.790		25.170		17	2:05.110	39.282		1:00.629		25.199	
4	2:06.462	39.228		1:02.012		25.222		18	2:05.291	39.208		1:00.928		25.155	
5	2:15.889	39.946		1:09.175		26.768		19	2:05.195	39.208		1:00.762		25.225	
6	3:07.141	1:01.894		1:28.422		36.825		20	2:05.052	39.027		1:00.918		25.107	
7	3:03.565	1:05.287		1:20.562		37.716		21	2:05.151	39.090		1:00.913		25.148	
8	3:01.908	1:03.324		1:22.126		36.458		22	2:06.302	39.206		1:01.868		25.228	
9	2:54.060	59.573		1:20.930		33.557		23	2:05.487	39.396		1:00.909		25.182	
10	2:55.706	57.131		1:28.618		29.957		24	2:05.600	39.174		1:01.133		25.293	
11	2:50.506	1:24.500		1:00.651		25.355		25	2:05.930	39.234		1:01.425		25.271	
12	2:07.087	41.356		1:00.566		25.165		26	2:05.864	39.476		1:01.124		25.264	
13	2:04.632	39.411		1:00.235		24.986		27	2:05.599	39.161		1:01.095		25.343	
14	2:04.496	39.153		1:00.254		25.089									

11 Stephane Ortelli, MCO/ Laurens Vanthoor, BEL theoretical besttime: 2:03.514

1	2:14.085	47.543		1:01.204		25.338		15	2:04.342	38.698		1:00.293		25.351	
2	2:04.892	39.110		1:00.544		25.238		16	2:04.365	38.939		1:00.293		25.133	
3	2:05.728	39.635		1:00.922		25.171		17	2:04.543	38.982		1:00.272		25.289	
4	2:04.934	38.870		1:00.783		25.281		18	2:04.874	38.903		1:00.568		25.403	
5	2:16.274	40.210		1:09.402		26.662		19	2:05.206	38.904		1:00.929		25.373	
6	3:07.214	1:01.787		1:28.469		36.958		20	2:05.693	39.237		1:00.955		25.501	



FIA GT Series

Lap analysis Qualifying Race



Provisional

Slovakiaring, Length: 5922 m

Air temperature: 31.1°C

Track temperature: 52.8°C

Weather condition: Dry

Sunday 18.8.2013 10:15

Lap	Time	SE1	SP1	SE2	SP2	SE3	SP3	Lap	Time	SE1	SP1	SE2	SP2	SE3	SP3
7	3:03.542	1:05.035		1:20.549		37.958		21	2:06.018	39.171		1:01.529		25.318	
8	3:01.705	1:03.089		1:22.360		36.256		22	2:05.797	39.505		1:01.035		25.257	
9	2:53.999	59.615		1:20.817		33.567		23	2:05.526	39.209		1:01.110		25.207	
10	2:55.539	57.159		1:28.568		29.812		24	2:06.499	39.551		1:01.566		25.382	
11	2:51.799	1:25.982		1:00.605		25.212		25	2:05.611	39.159		1:01.122		25.330	
12	2:05.492	40.466		59.879		25.147		26	2:05.854	39.334		1:00.992		25.528	
13	2:04.211	38.871		1:00.152		25.188		27	2:05.632	39.307		1:01.088		25.237	
14	2:03.595	38.749		59.683		25.163									

12 Niki Mayr-Melnhof, AUT/ Rene Rast, DEU

theoretical besttime: 2:03.508

1	2:07.266	43.033		59.286		24.947		15	2:49.181	1:23.007		1:00.729		25.445	
2	2:03.707	39.434		59.312		24.961		16	2:06.186	39.560		1:01.148		25.478	
3	2:03.996	39.368		59.561		25.067		17	2:06.356	40.447		1:00.687		25.222	
4	2:04.209	39.311		59.825		25.073		18	2:05.903	39.395		1:01.001		25.507	
5	2:18.094	39.298		1:08.973		29.823		19	2:05.935	39.235		1:01.149		25.551	
6	3:09.688	1:03.777		1:29.947		35.964		20	2:05.468	39.334		1:00.847		25.287	
7	3:04.099	1:04.094		1:22.826		37.179		21	2:08.691	39.605		1:03.418		25.668	
8	3:00.529	1:01.685		1:23.904		34.940		22	2:07.055	39.769		1:01.892		25.394	
9	2:55.172	59.238		1:22.022		33.912		23	2:08.417	41.500		1:01.397		25.520	
10	2:51.693	56.813		1:29.718		25.162		24	2:06.774	39.805		1:01.336		25.633	
11	2:03.949	39.397		59.566		24.986		25	2:06.561	39.908		1:01.167		25.486	
12	2:04.534	39.531		59.942		25.061		26	2:06.243	39.955		1:00.860		25.428	
13	2:04.761	39.578		1:00.094		25.089		27	2:07.934	41.006		1:01.396		25.532	
14	2:09.516	39.654		1:00.384		29.478									

13 Edward Sandstrom, SWE/ Frank Stippler, DEU


theoretical besttime: 2:03.486

1	2:13.558	47.353		1:00.987		25.218		15	2:09.244	39.429		1:00.338		29.477	
2	2:06.022	39.628		1:01.089		25.305		16	2:21.288	55.658		1:00.522		25.108	
3	2:05.793	39.535		1:00.852		25.406		17	2:04.854	39.005		1:00.725		25.124	
4	2:05.693	39.351		1:00.980		25.362		18	2:05.093	38.989		1:00.792		25.312	
5	2:16.124	39.849		1:09.705		26.570		19	2:05.511	39.534		1:00.774		25.203	
6	3:07.316	1:02.098		1:28.258		36.960		20	2:05.561	39.431		1:00.965		25.165	
7	3:03.595	1:05.327		1:20.615		37.653		21	2:05.744	39.527		1:00.976		25.241	
8	3:02.118	1:03.441		1:22.693		35.984		22	2:06.109	39.679		1:01.191		25.239	
9	2:53.534	59.154		1:21.178		33.202		23	2:04.970	39.348		1:00.527		25.095	
10	2:56.153	57.314		1:28.242		30.597		24	2:05.444	39.550		1:00.714		25.180	
11	2:47.477	1:22.917		59.491		25.069		25	2:05.053	39.172		1:00.629		25.252	
12	2:03.988	39.220		59.762		25.006		26	2:04.946	39.068		1:00.589		25.289	
13	2:04.347	39.071		1:00.115		25.161		27	2:05.122	39.282		1:00.589		25.251	
14	2:04.582	39.246		1:00.238		25.098									

14 Carlos Vieira, PRT/ Cesar Campanico, PRT

theoretical besttime: 2:05.523

1	2:19.554	52.105		1:01.698		25.751		15	2:07.871	39.668		1:02.387		25.816	
2	2:08.017	41.020		1:01.236		25.761		16	2:06.800	39.778		1:01.362		25.660	
3	2:09.262	41.666		1:01.416		26.180		17	2:07.108	39.653		1:01.762		25.693	
4	2:09.868	41.313		1:01.947		26.608		18	2:09.273	39.547		1:02.757		26.969	
5	2:17.492	43.739		1:07.005		26.748		19	2:29.420	46.096		1:10.362		32.962	
6	2:59.020	52.339		1:29.084		37.597		20	2:42.837	1:09.545		1:06.002		27.290	
7	3:03.259	1:04.404		1:21.464		37.391		21	2:15.440	46.146		1:03.050		26.244	
8	3:01.945	1:01.934		1:26.641		33.370		22	2:08.254	40.141		1:02.190		25.923	
9	2:53.276	57.928		1:22.318		33.030		23	2:10.530	40.170		1:03.663		26.697	
10	2:55.534	56.666		1:27.928		30.940		24	2:14.918	43.586		1:03.914		27.418	
11	2:57.267	1:31.152		1:00.733		25.382		25	2:09.893	41.661		1:02.347		25.885	
12	2:20.002	39.595		1:14.727		25.680		26	2:09.131	40.815		1:02.174		26.142	
13	2:06.066	39.552		1:01.019		25.495									
14	2:06.098	39.408		1:00.986		25.704									



FIA GT Series

Lap analysis Qualifying Race



Provisional

Slovakiaring, Length: 5922 m
 Air temperature: 31.1°C
 Track temperature: 52.8°C
 Weather condition: Dry

Sunday 18.8.2013 10:15

Lap	Time	SE1	SP1	SE2	SP2	SE3	SP3	Lap	Time	SE1	SP1	SE2	SP2	SE3	SP3
21 Ricardo Zonta, BRA/ Sergio Jimenez, BRA								theoretical besttime: 2:05.089							
1	2:18.241	51.038		1:01.386		25.817		15	2:05.908	40.014		1:00.664		25.230	
2	2:08.159	40.983		1:01.639		25.537		16	2:05.792	39.810		1:00.718		25.264	
3	2:06.226	40.350		1:00.643		25.233		17	2:05.839	39.827		1:00.803		25.209	
4	2:06.730	40.193		1:00.874		25.663		18	2:05.432	39.729		1:00.533		25.170	
5	2:12.545	41.619		1:04.505		26.421		19	2:05.509	39.580		1:00.727		25.202	
6	3:06.391	1:00.856		1:27.970		37.565		20	2:05.445	39.563		1:00.638		25.244	
7	3:03.211	1:04.372		1:21.538		37.301		21	2:05.828	39.798		1:00.782		25.248	
8	3:01.990	1:03.612		1:24.154		34.224		22	2:05.773	39.678		1:00.977		25.118	
9	2:53.223	59.359		1:21.075		32.789		23	2:06.486	40.015		1:01.251		25.220	
10	2:51.414	58.245		1:27.286		25.883		24	2:05.996	39.669		1:01.069		25.258	
11	2:12.345	40.993		1:00.940		30.412		25	2:06.587	39.972		1:01.315		25.300	
12	2:48.939	1:23.413		1:00.430		25.096		26	2:06.009	39.839		1:00.935		25.235	
13	2:05.566	39.991		1:00.463		25.112		27	2:06.342	39.811		1:01.159		25.372	
14	2:06.343	40.448		1:00.698		25.197									

23 Albert von Thurn und Taxis, DEU/ Marc Basseng, DEU								theoretical besttime: 2:05.000							
1	2:14.894	47.912		1:01.676		25.306		15	2:06.916	40.464		1:01.237		25.215	
2	2:05.883	39.995		1:00.627		25.261		16	2:05.885	39.787		1:00.877		25.221	
3	2:05.862	39.874		1:00.646		25.342		17	2:06.387	39.978		1:01.087		25.322	
4	2:06.140	40.009		1:00.763		25.368		18	2:06.486	40.068		1:01.040		25.378	
5	2:14.861	40.217		1:08.567		26.077		19	2:06.255	39.851		1:00.992		25.412	
6	3:07.668	1:02.193		1:28.137		37.338		20	2:06.481	40.000		1:01.053		25.428	
7	3:03.421	1:04.947		1:20.809		37.665		21	2:05.861	39.632		1:00.927		25.302	
8	3:02.115	1:03.605		1:22.794		35.716		22	2:06.199	39.757		1:01.105		25.337	
9	2:53.522	59.178		1:21.010		33.334		23	2:07.738	40.828		1:01.585		25.325	
10	2:51.110	57.244		1:28.209		25.657		24	2:06.938	40.025		1:01.541		25.372	
11	2:05.869	40.272		1:00.357		25.240		25	2:06.405	39.984		1:01.159		25.262	
12	2:05.377	39.924		1:00.211		25.242		26	2:06.654	39.958		1:01.284		25.412	
13	2:10.188	39.951		1:00.759		29.478		27	2:07.019	40.222		1:01.470		25.327	
14	2:56.042	1:29.697		1:01.188		25.157									

24 Peter Kox, NLD/ Stefan Rosina, SVK								theoretical besttime: 2:04.387							
1	2:09.394	44.128		1:00.073		25.193		15	2:49.169	1:24.125		1:00.019		25.025	
2	2:05.279	39.949		59.998		25.332		16	2:04.715	39.430		1:00.121		25.164	
3	2:04.943	39.534		1:00.159		25.250		17	2:04.701	39.364		1:00.132		25.205	
4	2:04.996	39.534		1:00.103		25.359		18	2:04.891	39.400		1:00.437		25.054	
5	2:14.671	40.078		1:07.590		27.003		19	2:05.760	39.549		1:00.894		25.317	
6	3:09.266	1:03.806		1:29.640		35.820		20	2:05.676	39.536		1:00.913		25.227	
7	3:04.024	1:04.728		1:22.016		37.280		21	2:05.714	39.542		1:00.958		25.214	
8	3:00.538	1:02.089		1:23.309		35.140		22	2:05.822	39.983		1:00.699		25.140	
9	2:55.323	59.739		1:21.717		33.867		23	2:05.666	39.850		1:00.745		25.071	
10	2:51.418	56.708		1:29.435		25.275		24	2:07.823	39.803		1:02.812		25.208	
11	2:05.186	39.709		1:00.266		25.211		25	2:05.961	39.790		1:01.013		25.158	
12	2:05.179	39.768		1:00.181		25.230		26	2:05.610	39.639		1:00.753		25.218	
13	2:05.331	39.714		1:00.402		25.215		27	2:05.560	39.654		1:00.734		25.172	
14	2:10.954	39.908		1:01.280		29.766									


25 Hari Proczyk, AUT/ Dominik Baumann, DEU								theoretical besttime: 2:04.063							
1	2:09.994	44.919		59.974		25.101		15	2:04.781	39.306		1:00.412		25.063	
2	2:05.172	39.780		1:00.380		25.012		16	2:05.038	39.221		1:00.636		25.181	
3	2:05.143	39.585		1:00.606		24.952		17	2:05.397	39.373		1:00.847		25.177	
4	2:04.807	39.263		1:00.524		25.020		18	2:05.337	39.278		1:00.830		25.229	
5	2:16.111	39.916		1:08.976		27.219		19	2:05.656	39.273		1:01.291		25.092	
6	3:08.300	1:02.470		1:29.698		36.132		20	2:05.412	39.259		1:01.166		24.987	
7	3:03.587	1:04.764		1:21.753		37.070		21	2:04.881	39.191		1:00.728		24.962	
8	3:00.673	1:02.527		1:22.747		35.399		22	2:05.691	39.123		1:01.399		25.169	
9	2:55.231	1:00.060		1:21.861		33.310		23	2:07.186	39.412		1:02.705		25.069	
10	2:55.823	57.263		1:29.068		29.492		24	2:35.603	39.554		1:24.554		31.495	
11	2:57.213	1:31.167		1:00.885		25.161		25	2:09.356	41.763		1:02.258		25.335	
12	2:04.834	39.801		1:00.076		24.957		26	2:07.583	40.199		1:01.802		25.582	
13	2:04.910	39.665		1:00.381		24.864		27	2:09.825	40.712		1:03.196		25.917	

ver: 1.0

www.fiagtseries.com

Page 4/ 6 printed: 18.8.2013 11:20





FIA GT Series

Lap analysis Qualifying Race



Provisional

Slovakiaring, Length: 5922 m
 Air temperature: 31.1°C
 Track temperature: 52.8°C
 Weather condition: Dry

Sunday 18.8.2013 10:15

Lap	Time	SE1	SP1	SE2	SP2	SE3	SP3	Lap	Time	SE1	SP1	SE2	SP2	SE3	SP3
14	2:04.505	39.197		1:00.371		24.937									

28 Karun Chandhok, IND/ Jan Seyffarth, DEU

theoretical besttime: 2:05.449

1	2:16.559	48.728		1:02.121		25.710		6	3:07.391	1:01.854		1:28.205		37.332	
2	2:05.993	39.880		1:00.540		25.573		7	3:03.304	1:05.067		1:21.267		36.970	
3	2:05.540	39.861		1:00.518		25.161		8	3:02.126	1:04.007		1:22.608		35.511	
4	2:05.675	39.958		1:00.427		25.290		9	2:53.621	59.793		1:20.507		33.321	
5	2:14.874	40.462		1:07.998		26.414		10	2:55.684	57.395		1:28.018		30.271	

29 Yenci Michael, DEU/ Hubert Haupt, DEU

theoretical besttime: 2:06.376

1	2:18.447	51.333		1:01.476		25.638		10	2:49.855	56.943		1:27.284		25.628	
2	2:08.373	41.284		1:01.693		25.396		11	2:07.032	40.732		1:01.112		25.188	
3	2:07.285	40.924		1:01.063		25.298		12	2:06.429	40.311		1:00.877		25.241	
4	2:07.725	40.500		1:01.592		25.633		13	2:11.699	40.603		1:01.142		29.954	
5	2:12.421	42.839		1:03.369		26.213		14	3:36.549	2:06.549		1:04.384		25.616	
6	3:05.422	1:00.096		1:28.753		36.573		15	8:07.764	42.677		6:49.207		35.880	
7	3:04.360	1:04.667		1:21.972		37.721		16	2:22.125	48.289		1:07.081		26.755	
8	3:01.446	1:02.460		1:26.037		32.949		17	2:34.819	47.912		1:10.577		36.330	
9	2:53.652	58.970		1:21.619		33.063									

35 Wolfgang Reip, BEL/ Alex Buncombe, GBR

theoretical besttime: 2:04.964

1	2:16.211	48.212		1:02.444		25.555		15	2:06.010	39.843		1:00.947		25.220	
2	2:06.082	39.705		1:00.913		25.464		16	2:06.112	39.690		1:01.166		25.256	
3	2:05.577	39.574		1:00.677		25.326		17	2:06.067	39.616		1:01.254		25.197	
4	2:05.599	39.510		1:00.737		25.352		18	2:06.455	39.750		1:01.317		25.388	
5	2:16.948	41.215		1:09.383		26.350		19	2:06.254	39.513		1:01.384		25.357	
6	3:06.495	1:01.711		1:27.530		37.254		20	2:07.178	39.780		1:02.118		25.280	
7	3:03.592	1:04.922		1:21.722		36.948		21	2:06.290	39.570		1:01.449		25.271	
8	3:02.046	1:03.932		1:24.173		33.941		22	2:06.354	39.562		1:01.411		25.381	
9	2:53.547	59.302		1:21.476		32.769		23	2:06.657	39.604		1:01.788		25.265	
10	2:56.047	58.571		1:27.188		30.288		24	2:07.184	39.736		1:01.735		25.713	
11	2:55.701	1:29.387		1:00.915		25.399		25	2:08.897	41.505		1:01.968		25.424	
12	2:05.674	39.861		1:00.601		25.212		26	2:06.888	39.730		1:01.659		25.499	
13	2:05.444	39.817		1:00.425		25.202		27	2:06.382	39.342		1:01.530		25.510	
14	2:05.716	39.858		1:00.618		25.240									

50 Claudio Sdanewitsch, DEU/ Michele Rugolo, ITA

theoretical besttime: 2:04.474

1	2:23.149	58.009		1:00.023		25.117		15	3:12.414	1:44.136		1:02.490		25.788	
2	2:06.128	41.121		1:00.087		24.920		16	2:10.179	41.461		1:02.970		25.748	
3	2:07.099	40.089		1:01.432		25.578		17	2:13.587	42.203		1:05.372		26.012	
4	2:05.757	39.584		1:00.809		25.364		18	2:11.465	41.965		1:03.409		26.091	
5	2:11.513	41.770		1:03.506		26.237		19	2:13.544	42.929		1:04.690		25.925	
6	3:05.227	59.933		1:28.240		37.054		20	2:11.429	42.184		1:03.486		25.759	
7	3:04.264	1:04.613		1:22.361		37.290		21	2:10.916	41.762		1:03.213		25.941	
8	3:01.255	1:02.676		1:25.887		32.692		22	2:11.137	41.761		1:03.499		25.877	
9	2:53.521	59.312		1:21.745		32.464		23	2:10.990	41.859		1:03.118		26.013	
10	2:50.508	57.629		1:27.212		25.667		24	2:11.544	41.892		1:03.826		25.826	
11	2:05.683	40.285		1:00.363		25.035		25	2:10.926	41.722		1:03.347		25.857	
12	2:04.617	39.677		59.970		24.970		26	2:12.335	41.980		1:04.333		26.022	
13	2:05.258	39.678		1:00.457		25.123		27	2:12.524	42.051		1:03.926		26.547	
14	2:11.421	39.783		1:00.775		30.863									

51 Filip Salaquarda, CZE/ Fabio Onidi, ITA

theoretical besttime: 2:04.194


1	2:16.720	49.371		1:01.741		25.608		15	2:05.146	39.557		1:00.561		25.028	
2	2:06.353	40.559		1:00.642		25.152		16	2:05.405	39.474		1:00.802		25.129	
3	2:06.156	40.118		1:00.824		25.214		17	2:06.073	39.425		1:01.467		25.181	
4	2:14.410	40.008		1:00.895		33.507		18	2:06.195	39.600		1:01.356		25.239	
5	2:11.618	42.014		1:03.297		26.307		19	2:06.798	39.566		1:01.876		25.356	
6	3:05.220	59.798		1:28.429		36.993		20	2:06.356	40.072		1:01.166		25.118	
7	3:04.025	1:04.695		1:21.706		37.624		21	2:06.326	39.624		1:01.353		25.349	
8	3:01.274	1:02.524		1:26.230		32.520		22	2:05.957	39.457		1:01.202		25.298	

ver: 1.0

www.fiagtseries.com

Page 5/6 printed: 18.8.2013 11:20





FIA GT Series

Lap analysis Qualifying Race

Provisional



Slovakiaring, Length: 5922 m


Air temperature: 31.1°C

Track temperature: 52.8°C

Weather condition: Dry

Sunday 18.8.2013 10:15

Lap	Time	SE1	SP1	SE2	SP2	SE3	SP3	Lap	Time	SE1	SP1	SE2	SP2	SE3	SP3
9	2:53.761	59.316		1:21.823		32.622		23	2:06.616	39.950		1:01.421		25.245	
10	2:55.305	57.333		1:27.510		30.462		24	2:07.221	39.775		1:02.058		25.388	
11	2:58.322	1:33.484		59.914		24.924		25	2:08.839	41.338		1:02.092		25.409	
12	2:04.345	39.356		59.983		25.006		26	2:07.042	39.996		1:01.561		25.485	
13	2:04.760	39.449		1:00.362		24.949		27	2:06.321	39.591		1:01.401		25.329	
14	2:05.310	39.627		1:00.628		25.055									



FIA GT Series

Start Grid Main Race

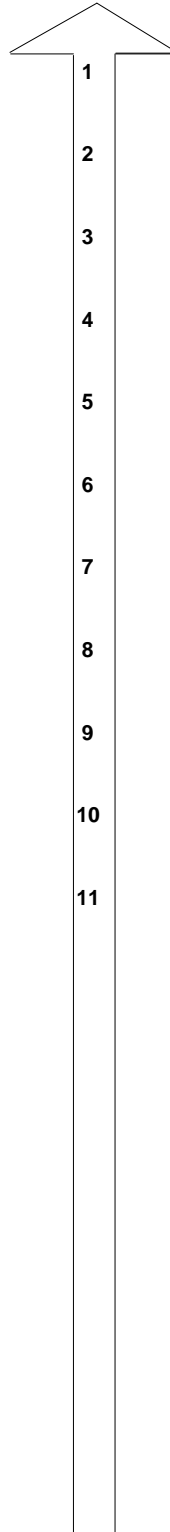
Official



Slovakiaring, Length: 5922 m
Air temperature: 32.9°C
Track temperature: 52.1°C
Weather condition: Dry

Sunday 18.8.2013 14:15

11	Belgian Audi Club Team WRT	2
Stephane Ortelli/ Laurens Vanthoor		
10	Sebastien Loeb Racing	4
Andreas Zuber/ Mike Parisy		
2	HTP Gravity Charouz	6
Andreas Simonsen/ Sergei Afanasiev		
21	BMW Sports Trophy Team Brasil	8
Ricardo Zonta/ Sergio Jimenez		
1	HTP Gravity Charouz	10
Alon Day/ Maximilian Buhk		
35	Nissan GT Academy Team RJN	12
Wolfgang Reip/ Alex Buncombe		
25	GRT Grasser Racing Team	14
Hari Proczyk/ Dominik Baumann		
50	AF Corse	16
Claudio Sdanewitsch/ Michele Rugolo		
29	SMS Seyffarth Motorsport	19
Yenci Michael/ Hubert Haupt		
6	BMW Sports Trophy Team India by	21
Filip Sladecka/ Armaan Ebrahim		



POLE POSITION

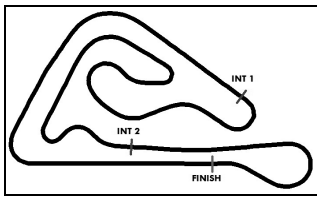
9	Sebastien Loeb Racing	1
Sebastien Loeb/ Alvaro Parente		
24	Lamborghini Blancpain Reiter	3
Peter Kox/ Stefan Rosina		
12	Team WRT	5
Niki Mayr-Melnhof/ Rene Rast		
0	BMW Sports Trophy Team Brasil	7
Allam Khodair/ Caca Bueno		
13	Belgian Audi Club Team WRT	9
Edward Sandstrom/ Frank Stippler		
23	Lamborghini Blancpain Reiter	11
Albert von Thurn und Taxis/ Marc Basseng		
51	AF Corse	13
Filip Salaquarda/ Fabio Onidi		
7	ACL by Rodrive	15
Matheus Stumpf/ Patrick Cunha		
3	HTP Gravity Charouz	18
Petr Charouz/ Jan Stovicek		
28	SMS Seyffarth Motorsport	20
Karun Chandhok/ Jan Seyffarth		
14	Novadrivier	17
Carlos Vieira/ Cesar Campanico		

Following stewards decision no. 30 - drop of 5 grid positions the car no. 14

Steward:

Steward:

Steward:



FIA GT Series

Result List Main Race



Provisional

Slovakiaring, Length: 5922 m
Air temperature: 34.8°C
Track temperature: 33.7°C
Weather condition: Dry

Sunday 18.8.2013 14:15

started : 19 classified : 15 not classified : 4

	Cl.	Drivers	Team	Car	Laps	Total Time	Gap	Kph	Lap	Time	Kph
1	2	PAM A.Simonsen/S.Afanasiev	HTP Gravity Charouz	Mercedes SLS AMG GT3	27	1:00:45.730		157,9	5	2:04.853	170,8
2	12	PRO N.Mayr-Melnhof/R.Rast	Team WRT	Audi R8 LMS	27	1:00:49.878	4.148	157,7	14	2:04.420	171,3
3	11	PRO S.Ortelli/L.Vanthoor	Belgian Audi Club Team WRT	Audi R8 LMS	27	1:00:50.721	4.991	157,7	15	2:03.982	172,0
4	13	PRO E.Sandstrom/F.Stippler	Belgian Audi Club Team WRT	Audi R8 LMS	27	1:00:51.152	5.422	157,7	14	2:04.715	170,9
5	21	PRO R.Zonta/S.Jimenez	BMW Sports Trophy Team Brasil	BMW E89 Z4	27	1:01:01.086	15.356	157,2	7	2:05.285	170,2
6	25	PAM H.Proczyk/D.Baumann	GRT Grasser Racing Team	Lamborghini LP560-4	27	1:01:08.513	22.783	156,9	7	2:05.171	170,3
7	10	PRO A.Zuber/M.Parisy	Sebastien Loeb Racing	McLaren MP4-12C	27	1:01:13.168	27.438	156,7	7	2:05.209	170,3
8	35	PAM W.Reip/A.Buncombe	Nissan GT Academy Team RJN	Nissan GT-R Nismo GT3	27	1:01:27.308	41.578	156,1	13	2:04.279	171,5
9	51	PAM F.Salaquarda/F.Onidi	AF Corse	Ferrari 458 Italia GT3	27	1:01:30.565	44.835	156,0	7	2:06.436	168,6
10	28	PRO K.Chandhok/J.Seyffarth	SMS Seyffarth Motorsport	Mercedes SLS AMG GT3	27	1:01:45.652	59.922	155,3	12	2:05.235	170,2
11	50	GTR C.Sdanewitsch/M.Rugolo	AF Corse	Ferrari 458 Italia GT3	27	1:01:59.384	1:13.654	154,8	12	2:04.766	170,9
12	7	PAM M.Stumpf/P.Cunha	ACL by Rodrive	Lamborghini LP560-4	27	1:02:41.171	1:55.441	153,0	6	2:05.889	169,3
13	29	GTR Y.Michael/H.Haupt	SMS Seyffarth Motorsport	Mercedes SLS AMG GT3	26	1:01:01.505	1 LAP	151,4	16	2:06.776	168,2
14	3	GTR P.Charouz/J.Stovicek	HTP Gravity Charouz	Mercedes SLS AMG GT3	26	1:01:30.151	1 LAP	150,2	15	2:10.025	164,0
15	23	PRO A.von Thurn und Taxis/M.Basseng	Lamborghini Blancpain Reiter	Lamborghini LP560-4	18	42:44.656	9LAPS	149,6	14	2:05.559	169,8
not classified											
	14	PAM C.Vieira/C.Campanico	Novadriner	Audi R8 LMS	5	13:58.164	22LAPS	127,2	5	2:07.548	167,1
	24	PRO P.Kox/S.Rosina	Lamborghini Blancpain Reiter	Lamborghini LP560-4	1	3:20.204	26LAPS				
	9	PRO S.Loeb/A.Parente	Sebastien Loeb Racing	McLaren MP4-12C							
	1	PRO A.Day/M.Buhk	HTP Gravity Charouz	Mercedes SLS AMG GT3							

Fastest lap of the race. Car 11 driver Vanthoor on lap 15. Time 2:03.982, average speed 172,0 km/h.

Publications Time:

Race Director:


Time Keeping:

ver: 1.0

www.fiagtseries.com

Page 1/ 1 printed: 18.8.2013 15:18





FIA GT Series

Class results Main Race



Provisional

Slovakiaring, Length: 5922 m
Air temperature: 34.8°C
Track temperature: 33.7°C
Weather condition: Dry

Sunday 18.8.2013 14:15

started : 19 classified : 15 not classified : 4

Drivers	Team	Car	Laps	Time	Gap	Kph	Best Lap
CLASS: PAM							
Started: 6		Classified: 5		Not Classified: 1			
1 2	Simonsen/Afnasiev	HTP Gravity Charouz(DEU)	Mercedes SLS AMG GT3	27	1:00:45.730	157,9	2:04.853 5
2 25	Proczyk/Baumann	GRT Grasser Racing Team(AUT)	Lamborghini LP560-4	27	1:01:08.513	22.783	156,9 2:05.171 7
3 35	Reip/Buncombe	Nissan GT Academy Team RJN(Nissan GT-R Nismo GT3	27	1:01:27.308	41.578	156,1 2:04.279 13
4 51	Salaquarda/Onidi	AF Corse(ITA)	Ferrari 458 Italia GT3	27	1:01:30.565	44.835	156,0 2:06.436 7
5 7	Stumpf/Cunha	ACL by Rodrive(PRT)	Lamborghini LP560-4	27	1:02:41.171	1:55.441	153,0 2:05.889 6

not classified

14	Vieira/Campanico	Novadriver(PRT)	Audi R8 LMS	5	13:58.164	22LAPS	127,2 2:07.548 5
----	------------------	-----------------	-------------	---	-----------	--------	------------------

Fastest lap of the class. Car 35 driver Alex Buncombe on lap 15. Time 2:04.279, average speed 171,5 km/h.

CLASS: PRO

Started: 10		Classified: 7		Not Classified: 3			
1 12	Mayr-Melnhof/Rast	Team WRT(BEL)	Audi R8 LMS	27	1:00:49.878	4.148	157,7 2:04.420 14
2 11	Ortelli/Vanthoor	Belgian Audi Club Team WRT(Bi	Audi R8 LMS	27	1:00:50.721	4.991	157,7 2:03.982 15
3 13	Sandstrom/Stippler	Belgian Audi Club Team WRT(Bi	Audi R8 LMS	27	1:00:51.152	5.422	157,7 2:04.715 14
4 21	Zonta/Jimenez	BMW Sports Trophy Team Brasil	BMW E89 Z4	27	1:01:01.086	15.356	157,2 2:05.285 7
5 10	Zuber/Parisy	Sebastien Loeb Racing(FRA)	McLaren MP4-12C	27	1:01:13.168	27.438	156,7 2:05.209 7
6 28	Chandhok/Seyffarth	SMS Seyffarth Motorsport(DEU)	Mercedes SLS AMG GT3	27	1:01:45.652	59.922	155,3 2:05.235 12
7 23	von Thurn und Taxis/Basseng	Lamborghini Blancpain Reiter(DE	Lamborghini LP560-4	18	42:44.656	9LAPS	149,6 2:05.559 14

not classified

24	Kox/Rosina	Lamborghini Blancpain Reiter(DE	Lamborghini LP560-4	1	3:20.204	26LAPS	
9	Loeb/Parente	Sebastien Loeb Racing(FRA)	McLaren MP4-12C				
1	Day/Buhk	HTP Gravity Charouz(DEU)	Mercedes SLS AMG GT3				

Fastest lap of the class. Car 9 driver on lap 15. Time , average speed km/h.

CLASS: GTR

Started: 3		Classified: 3		Not Classified: 0			
1 50	Sdanewitsch/Rugolo	AF Corse(ITA)	Ferrari 458 Italia GT3	27	1:01:59.384	1:13.654	154,8 2:04.766 12
2 29	Michael/Haupt	SMS Seyffarth Motorsport(DEU)	Mercedes SLS AMG GT3	26	1:01:01.505	1 LAP	151,4 2:06.776 16
3 3	Charouz/Stovicek	HTP Gravity Charouz(CZE)	Mercedes SLS AMG GT3	26	1:01:30.151	1 LAP	150,2 2:10.025 15

Fastest lap of the class. Car 50 driver Claudio Sdanewitsch on lap 15. Time 2:04.766, average speed 170,9 km/h.

Fastest lap of the race. Car 11 driver Vanthoor on lap 15. Time 2:03.982, average speed 172,0 km/h.

Publications Time:

Race Director:


Time Keeping:

ver: 1.0

www.fiagtseries.com

Page 1/ 1 printed: 18.8.2013 15:18





FIA GT Series

Lap analysis Main Race



Provisional

Slovakiaring, Length: 5922 m

Air temperature: 34.6°C

Track temperature: 33.6°C

Weather condition: Dry

Sunday 18.8.2013 14:15

Lap	Time	SE1	SP1	SE2	SP2	SE3	SP3	Lap	Time	SE1	SP1	SE2	SP2	SE3	SP3
2 Andreas Simonsen, SWE/ Sergei Afanasiev, RUS								theoretical besttime: 2:04.235							
1	2:17.301	42.689		1:04.744		29.868		15	2:09.784	39.613		1:00.959		29.212	
2	3:01.557	1:02.751		1:22.048		36.758		16	2:51.024	1:24.911		1:00.887		25.226	
3	3:10.082	1:13.071		1:21.635		35.376		17	2:05.712	39.879		1:00.745		25.088	
4	3:16.908	1:11.734		1:35.078		30.096		18	2:05.336	39.576		1:00.645		25.115	
5	2:04.853	39.885		59.957		25.011		19	2:05.913	39.810		1:01.036		25.067	
6	2:05.107	39.768		1:00.276		25.063		20	2:07.125	40.768		1:01.109		25.248	
7	2:05.000	39.550		1:00.317		25.133		21	2:05.971	39.786		1:00.982		25.203	
8	2:05.800	39.603		1:01.064		25.133		22	2:06.724	39.855		1:01.711		25.158	
9	2:05.217	39.378		1:00.553		25.286		23	2:06.350	39.877		1:01.182		25.291	
10	2:05.150	39.568		1:00.396		25.186		24	2:06.014	39.615		1:01.090		25.309	
11	2:05.221	39.403		1:00.522		25.296		25	2:05.610	39.332		1:01.015		25.263	
12	2:05.384	39.602		1:00.540		25.242		26	2:05.731	39.267		1:01.217		25.247	
13	2:05.562	39.470		1:00.805		25.287		27	2:05.644	39.436		1:00.861		25.347	
14	2:05.650	39.525		1:00.884		25.241									

3 Petr Charouz, CZE/ Jan Stovicek, CZE								theoretical besttime: 2:09.590							
1	2:27.270	50.231		1:05.625		31.414		15	2:10.025	41.889		1:02.495		25.641	
2	3:00.742	1:05.819		1:19.234		35.689		16	2:11.103	42.306		1:03.074		25.723	
3	3:11.359	1:18.816		1:19.008		33.535		17	2:10.818	42.018		1:03.122		25.678	
4	3:12.889	1:18.102		1:24.805		29.982		18	2:11.936	42.274		1:03.890		25.772	
5	2:12.150	42.631		1:03.822		25.697		19	2:11.032	42.141		1:03.086		25.805	
6	2:11.280	42.393		1:03.179		25.708		20	2:12.823	42.642		1:04.272		25.909	
7	2:11.025	42.086		1:03.167		25.772		21	2:13.835	42.389		1:05.461		25.985	
8	2:10.055	41.916		1:02.457		25.682		22	2:16.950	43.161		1:07.743		26.046	
9	2:10.740	42.002		1:02.907		25.831		23	2:16.902	43.300		1:07.686		25.916	
10	2:11.346	42.330		1:02.893		26.123		24	2:11.611	42.160		1:03.803		25.648	
11	2:13.964	43.088		1:04.350		26.526		25	2:11.794	42.114		1:03.886		25.794	
12	2:19.768	43.049		1:04.024		32.695		26	2:13.491	43.077		1:04.381		26.033	
13	3:14.694	1:46.011		1:03.063		25.620									
14	2:10.549	41.612		1:03.416		25.521									

7 Matheus Stumpf, BRA/ Patrick Cunha, PRT								theoretical besttime: 2:05.842							
1	2:22.689	46.707		1:05.405		30.577		15	2:13.170	40.100		1:01.985		31.085	
2	3:01.421	1:03.478		1:21.423		36.520		16	3:12.539	1:44.216		1:02.237		26.086	
3	3:10.396	1:15.907		1:18.774		35.715		17	2:14.067	41.558		1:01.915		30.594	
4	3:14.827	1:14.514		1:30.582		29.731		18	2:37.108	1:09.490		1:01.712		25.906	
5	2:06.985	40.401		1:01.281		25.303		19	2:09.580	41.122		1:02.593		25.865	
6	2:05.889	39.649		1:00.890		25.350		20	2:11.406	42.988		1:02.275		26.143	
7	2:08.408	42.030		1:01.063		25.315		21	2:09.634	41.314		1:02.365		25.955	
8	2:06.178	39.728		1:01.091		25.359		22	2:09.226	41.031		1:02.113		26.082	
9	2:07.158	40.008		1:01.536		25.614		23	2:08.721	40.753		1:01.759		26.209	
10	2:07.072	39.765		1:01.732		25.575		24	2:08.676	40.805		1:01.946		25.925	
11	2:07.016	40.221		1:01.314		25.481		25	2:09.329	40.941		1:02.390		25.998	
12	2:06.901	39.870		1:01.497		25.534		26	2:09.283	41.256		1:02.111		25.916	
13	2:07.086	40.196		1:01.148		25.742		27	2:09.397	41.065		1:02.389		25.943	
14	2:07.009	40.136		1:01.400		25.473									

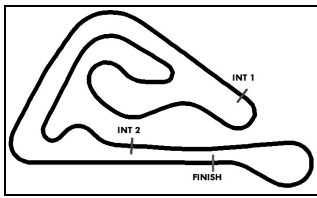
10 Andreas Zuber, AUT/ Mike Parisy, FRA								theoretical besttime: 2:04.822							
1	2:18.888	43.668		1:05.189		30.031		15	2:52.211	1:24.491		1:01.790		25.930	
2	3:01.738	1:03.008		1:22.202		36.528		16	2:07.501	40.506		1:01.381		25.614	
3	3:09.819	1:14.522		1:19.866		35.431		17	2:06.938	40.137		1:01.138		25.663	
4	3:16.596	1:12.955		1:33.504		30.137		18	2:06.626	39.813		1:01.136		25.677	
5	2:05.533	39.776		1:00.602		25.155		19	2:07.358	40.206		1:01.575		25.577	
6	2:05.388	39.510		1:00.568		25.310		20	2:08.079	40.960		1:01.519		25.600	
7	2:05.209	39.482		1:00.414		25.313		21	2:07.858	40.511		1:01.774		25.573	
8	2:05.468	39.392		1:00.772		25.304		22	2:07.139	40.197		1:01.277		25.665	
9	2:05.978	39.604		1:01.011		25.363		23	2:09.127	42.097		1:01.440		25.590	
10	2:05.820	39.446		1:00.979		25.395		24	2:07.982	40.494		1:01.920		25.568	
11	2:05.878	39.369		1:01.043		25.466		25	2:07.589	40.299		1:01.658		25.632	
12	2:05.592	39.253		1:01.067		25.272		26	2:07.930	40.437		1:01.710		25.783	
13	2:05.974	39.310		1:01.328		25.336		27	2:08.029	40.398		1:01.934		25.697	

ver: 1.0

www.fiagtservices.com

Page 1/5 printed: 18.8.2013 15:19





FIA GT Series

Lap analysis Main Race



Provisional

Slovakiaring, Length: 5922 m
 Air temperature: 34.6°C
 Track temperature: 33.6°C
 Weather condition: Dry

Sunday 18.8.2013 14:15

Lap	Time	SE1	SP1	SE2	SP2	SE3	SP3	Lap	Time	SE1	SP1	SE2	SP2	SE3	SP3
14	2:10.920	40.189		1:00.979		29.752									

11 Stephane Ortelli, MCO/ Laurens Vanthoor, BEL

theoretical besttime: 2:03.730

1	2:16.743	42.206		1:04.729		29.808		15	2:03.982	38.947		59.957		25.078	
2	3:01.543	1:02.403		1:22.458		36.682		16	2:04.339	39.123		1:00.049		25.167	
3	3:10.224	1:12.825		1:21.622		35.777		17	2:04.240	38.695		1:00.257		25.288	
4	3:16.915	1:11.094		1:35.648		30.173		18	2:04.370	38.797		1:00.259		25.314	
5	2:04.809	39.535		1:00.057		25.217		19	2:04.971	39.083		1:00.574		25.314	
6	2:04.795	39.300		1:00.235		25.260		20	2:05.217	38.816		1:01.174		25.227	
7	2:05.175	39.304		1:00.555		25.316		21	2:05.104	38.996		1:00.799		25.309	
8	2:10.324	39.820		1:00.767		29.737		22	2:05.576	38.827		1:00.867		25.882	
9	2:21.267	55.653		1:00.410		25.204		23	2:05.917	39.375		1:01.248		25.294	
10	2:05.420	39.149		1:00.510		25.761		24	2:04.951	38.869		1:00.850		25.232	
11	2:05.811	39.945		1:00.609		25.257		25	2:05.284	38.740		1:01.237		25.307	
12	2:05.113	39.163		1:00.631		25.319		26	2:05.620	39.306		1:01.012		25.302	
13	2:09.987	39.487		1:00.974		29.526		27	2:05.025	38.759		1:00.940		25.326	
14	2:47.999	1:22.630		1:00.090		25.279									

12 Niki Mayr-Melnhof, AUT/ Rene Rast, DEU

theoretical besttime: 2:04.143

1	2:19.294	43.902		1:05.648		29.744		15	2:06.970	40.182		1:01.615		25.173	
2	3:01.899	1:03.150		1:22.335		36.414		16	2:04.709	39.291		1:00.271		25.147	
3	3:09.579	1:14.519		1:20.132		34.928		17	2:06.342	39.878		1:01.147		25.317	
4	3:16.849	1:13.624		1:33.039		30.186		18	2:06.377	39.881		1:01.049		25.447	
5	2:05.709	39.658		1:00.781		25.270		19	2:06.447	39.858		1:01.261		25.328	
6	2:05.564	39.555		1:00.552		25.457		20	2:05.620	39.767		1:00.730		25.123	
7	2:06.051	39.551		1:01.129		25.371		21	2:05.283	39.546		1:00.651		25.086	
8	2:06.417	39.857		1:01.197		25.363		22	2:05.864	39.576		1:01.014		25.274	
9	2:06.245	39.799		1:01.019		25.427		23	2:06.610	40.596		1:00.859		25.155	
10	2:06.448	39.764		1:01.218		25.466		24	2:05.293	39.516		1:00.598		25.179	
11	2:10.356	40.060		1:00.789		29.507		25	2:05.224	39.352		1:00.706		25.166	
12	2:49.710	1:24.858		59.846		25.006		26	2:06.026	39.630		1:01.170		25.226	
13	2:04.884	39.870		59.865		25.149		27	2:05.688	39.489		1:00.845		25.354	
14	2:04.420	39.349		1:00.046		25.025									

13 Edward Sandstrom, SWE/ Frank Stippler, DEU

theoretical besttime: 2:04.407

1	2:20.604	45.718		1:04.841		30.045		15	2:06.610	39.433		1:01.658		25.519	
2	3:01.864	1:02.928		1:22.436		36.500		16	2:05.189	39.378		1:00.580		25.231	
3	3:10.133	1:14.910		1:19.844		35.379		17	2:05.686	39.508		1:00.895		25.283	
4	3:15.926	1:14.420		1:31.458		30.048		18	2:06.110	39.615		1:01.153		25.342	
5	2:07.233	40.826		1:01.217		25.190		19	2:06.490	39.832		1:01.319		25.339	
6	2:05.805	39.484		1:01.076		25.245		20	2:06.245	39.670		1:01.353		25.222	
7	2:05.592	39.327		1:00.834		25.431		21	2:05.176	39.415		1:00.575		25.186	
8	2:06.419	39.871		1:01.319		25.229		22	2:05.305	39.185		1:00.881		25.239	
9	2:05.462	39.560		1:00.635		25.267		23	2:06.953	40.437		1:01.290		25.226	
10	2:05.510	39.385		1:00.848		25.277		24	2:05.437	39.294		1:00.845		25.298	
11	2:06.480	39.818		1:01.169		25.493		25	2:05.727	39.357		1:01.182		25.188	
12	2:09.711	39.498		1:00.446		29.767		26	2:05.587	39.489		1:00.892		25.206	
13	2:49.103	1:23.541		1:00.362		25.200		27	2:06.080	39.471		1:01.302		25.307	
14	2:04.715	39.493		1:00.057		25.165									

14 Carlos Vieira, PRT/ Cesar Campanico, PRT

theoretical besttime: 2:07.548

1	2:26.308	48.926		1:05.270		32.112		4	3:13.365	1:15.480		1:28.373		29.512	
2	2:59.762	1:03.562		1:20.333		35.867		5	2:07.548	40.650		1:01.268		25.630	
3	3:11.181	1:16.729		1:19.962		34.490									

21 Ricardo Zonta, BRA/ Sergio Jimenez, BRA

theoretical besttime: 2:04.661


1	2:18.129	43.454		1:04.575		30.100		15	2:07.246	41.342		1:00.534		25.370	
2	3:01.980	1:02.913		1:22.434		36.633		16	2:06.098	39.976		1:00.816		25.306	
3	3:09.899	1:13.350		1:20.897		35.652		17	2:06.360	40.051		1:01.000		25.309	
4	3:16.194	1:12.368		1:33.761		30.065		18	2:06.315	39.934		1:01.045		25.336	
5	2:05.355	40.341		1:00.004		25.010		19	2:06.534	40.040		1:01.065		25.429	

ver: 1.0

www.fiagtseries.com

Page 2/ 5 printed: 18.8.2013 15:19





FIA GT Series

Lap analysis Main Race



Provisional

Slovakiaring, Length: 5922 m
 Air temperature: 34.6°C
 Track temperature: 33.6°C
 Weather condition: Dry

Sunday 18.8.2013 14:15

Lap	Time	SE1	SP1	SE2	SP2	SE3	SP3	Lap	Time	SE1	SP1	SE2	SP2	SE3	SP3
6	2:05.342	39.914		1:00.315		25.113		20	2:08.408	39.967		1:03.167		25.274	
7	2:05.285	39.748		1:00.438		25.099		21	2:07.356	40.120		1:01.969		25.267	
8	2:05.366	39.647		1:00.613		25.106		22	2:06.598	39.951		1:01.449		25.198	
9	2:05.648	39.837		1:00.592		25.219		23	2:06.881	40.036		1:01.472		25.373	
10	2:05.919	39.916		1:00.741		25.262		24	2:06.763	40.177		1:01.085		25.501	
11	2:11.357	39.885		1:00.870		30.602		25	2:06.630	40.116		1:01.150		25.364	
12	2:48.501	1:22.380		1:00.805		25.316		26	2:07.343	40.164		1:01.719		25.460	
13	2:06.343	40.388		1:00.701		25.254		27	2:07.247	40.218		1:01.422		25.607	
14	2:05.989	40.106		1:00.577		25.306									

23 Albert von Thurn und Taxis, DEU/ Marc Basseng, DEU

theoretical besttime: 2:05.421

1	2:20.236	45.358		1:04.688		30.190		10	2:06.690	40.093		1:01.158		25.439	
2	3:01.750	1:02.786		1:22.512		36.452		11	2:12.967	41.223		1:02.155		29.589	
3	3:09.767	1:14.522		1:20.131		35.114		12	3:00.954	1:34.739		1:00.719		25.496	
4	3:16.276	1:13.673		1:32.485		30.118		13	2:05.723	39.955		1:00.514		25.254	
5	2:06.500	40.488		1:00.813		25.199		14	2:05.559	39.990		1:00.361		25.208	
6	2:05.902	40.144		1:00.589		25.169		15	2:05.961	40.082		1:00.592		25.287	
7	2:06.363	40.060		1:00.825		25.478		16	2:06.227	40.287		1:00.673		25.267	
8	2:06.216	40.147		1:00.812		25.257		17	2:06.137	39.891		1:00.932		25.314	
9	2:07.455	40.347		1:01.747		25.361		18	2:33.973	40.238		1:19.928		33.807	

24 Peter Kox, NLD/ Stefan Rosina, SVK

theoretical besttime:

1	3:20.204	57.633		1:36.548		46.023									
---	----------	--------	--	----------	--	--------	--	--	--	--	--	--	--	--	--

25 Hari Proczyk, AUT/ Dominik Baumann, DEU


theoretical besttime: 2:04.876

1	2:21.365	46.152		1:05.448		29.765		15	2:54.518	1:27.738		1:01.589		25.191	
2	3:02.039	1:02.979		1:22.506		36.554		16	2:06.218	39.872		1:01.302		25.044	
3	3:10.062	1:14.831		1:19.802		35.429		17	2:05.477	39.554		1:00.851		25.072	
4	3:15.347	1:14.206		1:31.580		29.561		18	2:05.507	39.492		1:00.859		25.156	
5	2:06.214	40.323		1:00.928		24.963		19	2:06.583	39.651		1:01.655		25.277	
6	2:07.613	40.166		1:02.369		25.078		20	2:06.417	39.861		1:01.411		25.145	
7	2:05.171	39.706		1:00.457		25.008		21	2:06.522	39.783		1:01.595		25.144	
8	2:06.292	39.845		1:01.224		25.223		22	2:06.583	39.767		1:01.552		25.264	
9	2:06.734	39.925		1:01.569		25.240		23	2:07.398	40.993		1:01.272		25.133	
10	2:06.603	40.091		1:01.264		25.248		24	2:06.910	40.074		1:01.688		25.148	
11	2:05.521	39.537		1:00.894		25.090		25	2:07.360	40.506		1:01.671		25.183	
12	2:05.496	39.456		1:00.958		25.082		26	2:06.745	39.796		1:01.745		25.204	
13	2:05.543	39.538		1:00.860		25.145		27	2:07.290	40.010		1:01.784		25.496	
14	2:10.985	39.743		1:01.292		29.950									

28 Karun Chandhok, IND/ Jan Seyffarth, DEU

theoretical besttime: 2:05.065

1	2:26.572	49.542		1:05.223		31.807		15	2:05.471	39.630		1:00.511		25.330	
2	3:00.274	1:05.291		1:19.249		35.734		16	2:05.534	39.930		1:00.472		25.132	
3	3:11.438	1:17.606		1:19.375		34.457		17	2:05.267	39.822		1:00.303		25.142	
4	3:12.933	1:16.958		1:26.304		29.671		18	2:05.447	39.701		1:00.485		25.261	
5	2:07.579	41.140		1:01.043		25.396		19	2:05.736	39.694		1:00.720		25.322	
6	2:30.470	54.204		1:09.985		26.281		20	2:05.781	39.839		1:00.705		25.237	
7	2:09.128	41.659		1:01.878		25.591		21	2:05.883	39.788		1:00.852		25.243	
8	2:11.397	42.888		1:02.688		25.821		22	2:06.537	40.227		1:00.967		25.343	
9	2:08.174	40.919		1:01.644		25.611		23	2:05.633	39.685		1:00.616		25.332	
10	2:12.064	40.373		1:01.149		30.542		24	2:05.835	39.778		1:00.816		25.241	
11	3:02.448	1:36.424		1:00.764		25.260		25	2:05.854	39.852		1:00.735		25.267	
12	2:05.235	39.682		1:00.370		25.183		26	2:06.102	39.900		1:00.809		25.393	
13	2:06.992	41.268		1:00.445		25.279		27	2:06.032	39.790		1:00.963		25.279	
14	2:05.836	40.135		1:00.516		25.185									



FIA GT Series

Lap analysis Main Race



Provisional

Slovakiaring, Length: 5922 m
 Air temperature: 34.6°C
 Track temperature: 33.6°C
 Weather condition: Dry

Sunday 18.8.2013 14:15


Lap	Time	SE1	SP1	SE2	SP2	SE3	SP3	Lap	Time	SE1	SP1	SE2	SP2	SE3	SP3
29 Yenci Michael, DEU/ Hubert Haupt, DEU								theoretical besttime: 2:06.617							
1	2:29.413	52.044		1:06.124		31.245		15	2:07.141	40.513		1:01.347		25.281	
2	3:00.301	1:06.579		1:18.320		35.402		16	2:06.776	40.482		1:01.030		25.264	
3	3:11.563	1:19.255		1:18.139		34.169		17	2:07.022	40.449		1:01.240		25.333	
4	3:12.936	1:18.560		1:24.179		30.197		18	2:07.032	40.448		1:01.189		25.395	
5	2:14.170	43.440		1:04.905		25.825		19	2:09.645	42.809		1:01.455		25.381	
6	2:16.930	46.042		1:04.920		25.968		20	2:07.405	40.585		1:01.480		25.340	
7	2:12.529	42.887		1:03.742		25.900		21	2:07.404	40.644		1:01.446		25.314	
8	2:13.939	43.816		1:04.244		25.879		22	2:10.500	41.719		1:03.404		25.377	
9	2:12.675	42.655		1:04.073		25.947		23	2:07.533	40.866		1:01.341		25.326	
10	2:13.750	42.957		1:04.717		26.076		24	2:07.303	40.404		1:01.578		25.321	
11	2:18.815	43.762		1:04.889		30.164		25	2:08.944	40.485		1:03.111		25.348	
12	3:36.783	2:10.020		1:01.288		25.475		26	2:07.094	40.477		1:01.345		25.272	
13	2:07.055	40.635		1:00.997		25.423									
14	2:06.847	40.538		1:00.949		25.360									

Lap	Time	SE1	SP1	SE2	SP2	SE3	SP3	Lap	Time	SE1	SP1	SE2	SP2	SE3	SP3
35 Wolfgang Reip, BEL/ Alex Buncombe, GBR								theoretical besttime: 2:04.279							
1	2:25.670	48.276		1:05.144		32.250		15	2:05.361	39.265		1:00.842		25.254	
2	2:59.871	1:02.527		1:21.023		36.321		16	2:05.470	39.374		1:00.865		25.231	
3	3:11.018	1:16.414		1:19.470		35.134		17	2:05.718	39.444		1:00.990		25.284	
4	3:13.513	1:15.343		1:28.734		29.436		18	2:05.965	39.406		1:01.267		25.292	
5	2:07.556	40.899		1:01.396		25.261		19	2:07.562	39.380		1:02.306		25.876	
6	2:06.521	39.742		1:01.485		25.294		20	2:07.883	39.894		1:02.575		25.414	
7	2:07.177	40.349		1:01.567		25.261		21	2:08.741	40.508		1:02.883		25.350	
8	2:06.303	39.693		1:01.174		25.436		22	2:07.403	40.053		1:01.995		25.355	
9	2:06.996	39.622		1:01.973		25.401		23	2:06.542	39.451		1:01.503		25.588	
10	2:06.925	39.553		1:01.956		25.416		24	2:07.006	39.526		1:01.996		25.484	
11	2:12.083	39.916		1:02.400		29.767		25	2:07.198	39.632		1:02.162		25.404	
12	3:02.589	1:36.595		1:00.750		25.244		26	2:07.583	39.863		1:02.151		25.569	
13	2:04.279	39.102		1:00.158		25.019		27	2:09.463	41.303		1:02.560		25.600	
14	2:04.912	39.282		1:00.487		25.143									

Lap	Time	SE1	SP1	SE2	SP2	SE3	SP3	Lap	Time	SE1	SP1	SE2	SP2	SE3	SP3
50 Claudio Sdanewitsch, DEU/ Michele Rugolo, ITA								theoretical besttime: 2:04.502							
1	2:28.385	50.887		1:06.088		31.410		15	2:06.133	40.125		1:00.676		25.332	
2	3:00.498	1:06.085		1:18.960		35.453		16	2:06.373	40.002		1:01.032		25.339	
3	3:11.465	1:19.233		1:18.145		34.087		17	2:05.876	39.752		1:00.825		25.299	
4	3:13.041	1:17.982		1:24.601		30.458		18	2:06.047	39.845		1:00.936		25.266	
5	2:11.734	42.419		1:03.377		25.938		19	2:06.193	39.663		1:01.232		25.298	
6	2:12.029	42.665		1:03.516		25.848		20	2:06.204	39.832		1:00.977		25.395	
7	2:11.407	41.901		1:03.460		26.046		21	2:06.767	40.011		1:01.292		25.464	
8	2:20.957	41.829		1:12.844		26.284		22	2:06.670	39.872		1:01.430		25.368	
9	2:13.012	42.938		1:03.687		26.387		23	2:07.017	40.267		1:01.337		25.413	
10	2:22.084	43.610		1:06.346		32.128		24	2:06.367	39.774		1:01.302		25.291	
11	2:53.676	1:28.665		59.984		25.027		25	2:06.979	40.245		1:01.249		25.485	
12	2:04.766	39.492		1:00.248		25.026		26	2:06.968	40.082		1:01.471		25.415	
13	2:06.088	39.874		1:00.960		25.254		27	2:06.950	40.047		1:01.472		25.431	
14	2:05.698	39.849		1:00.662		25.187									

Lap	Time	SE1	SP1	SE2	SP2	SE3	SP3	Lap	Time	SE1	SP1	SE2	SP2	SE3	SP3
51 Filip Salaquarda, CZE/ Fabio Onidi, ITA								theoretical besttime: 2:05.939							
1	2:23.805	47.046		1:05.796		30.963		15	2:06.734	40.238		1:01.187		25.309	
2	3:01.193	1:03.364		1:21.385		36.444		16	2:06.941	40.167		1:01.400		25.374	
3	3:10.442	1:16.087		1:18.656		35.699		17	2:07.363	40.471		1:01.504		25.388	
4	3:14.315	1:14.893		1:29.770		29.652		18	2:07.350	40.327		1:01.571		25.452	
5	2:07.231	40.672		1:01.282		25.277		19	2:08.425	40.490		1:02.295		25.640	
6	2:06.633	40.119		1:01.204		25.310		20	2:08.085	40.535		1:02.037		25.513	
7	2:06.436	40.153		1:01.122		25.161		21	2:08.738	40.886		1:02.336		25.516	
8	2:06.481	39.671		1:01.290		25.520		22	2:08.693	40.638		1:02.585		25.470	
9	2:06.913	39.950		1:01.469		25.494		23	2:07.852	40.403		1:01.904		25.545	
10	2:07.104	39.893		1:01.721		25.490		24	2:07.437	40.509		1:01.499		25.429	
11	2:06.996	39.900		1:01.423		25.673		25	2:07.645	40.362		1:01.774		25.509	
12	2:10.892	39.884		1:01.475		29.533		26	2:08.257	40.438		1:02.182		25.637	





FIA GT Series

Lap analysis Main Race

Provisional



Slovakiaring, Length: 5922 m
 Air temperature: 34.6°C
 Track temperature: 33.6°C
 Weather condition: Dry

Sunday 18.8.2013 14:15

Lap	Time	SE1	SP1	SE2	SP2	SE3	SP3	Lap	Time	SE1	SP1	SE2	SP2	SE3	SP3
13	2:51.710	1:25.339		1:01.107		25.264		27	2:08.944	40.531		1:02.172		26.241	
14	2:07.950	40.701		1:01.834		25.415									